



BICYCLE TIRES 2017

ENGLISH





E-BIKE. For powerful motors.

NOBBY NIC SMART SAM MARATHON PLUS MTB SUPER MOTO-X ENERGIZER PLUS ENERGIZER PLUS TOUR DURANO E BIG BEN PLUS MARATHON MARATHON GT MARATHON GT 365

6-13



ROAD EVOLUTION. The fastest racing tires.

SCHWALBE PRO ONE SCHWALBE PRO ONE HT SCHWALBE ONE

16-17



ROAD PERFORMANCE. Reliable mile eaters

DURANO DURANO DD DURANO PLUS DURANO E INSIDER MARATHON

18-19



ROAD ACTIVE. Attractive entry level models.

LUGANO LUGANO T LUGANO ENDURANCE

20-21



CROSS | GRAVEL | BEACH.

SCHWALBE X-ONE ALLROUND SCHWALBE X-ONE BITE SCHWALBE G-ONE ALLROUND SCHWALBE G-ONE SPEED CX PRO SAMMY SLICK

22-23



DOWNHILL | ENDURO | ALL MOUNTAIN.

MAGIC MARY HANS DAMPF ROCK RAZOR DIRTY DAN NOBBY NIC FAT ALBERT FRONT FAT ALBERT REAR

26-31



X-COUNTRY.

RACING RALPH ROCKET RON DIRTY DAN THUNDER BURST FURIOUS FRED TOUGH TOM RAPID ROB BLACK JACK SPACE

34-37



ALL TERRAIN | FATBIKE.

SMART SAM SMART SAM PLUS HURRICANE CX COMP JUMBO JIM

38-39

DIRT | BMX. Fly with Schwalbe




40-41

SPIKES. Safe riding on snow and ice.



42-43

MARATHON. Highest reliability



44-51

URBAN. Style and Comfort



52-55

ACTIVE. Attractive entry level models.



56-60

SPECIAL PURPOSE. For all special bikes



61

WHEELCHAIR. Especially developed for wheelchairs.



62-67

OVERVIEW	4-5
TUBELESS TECHNOLOGY	15
PROCORE SYSTEM	24-25
MTB TECHNOLOGY	28-29
TUBES	70-71

ACCESSORIES	72-74
RIM TAPES	75
VALVE PARTS	76
LEGEND	77
PUNCTURE PROTECTION SYSTEM	78-79

MODELS

TIRE	PAGE	TIRE	PAGE	TIRE	PAGE	TIRE	PAGE
AIRBORNE	63	FAT FRANK	55	LUGANO	21	ROCKET RON	35
BIG APPLE	52	FURIOUS FRED	36	LUGANO ENDURANCE	20	ROCK RAZOR	27
BIG APPLE PLUS	52	HANS DAMPF	27	LUGANO T	20	SAMMY SLICK	22
BIG BEN	53	HS110	60	MAD MIKE	41	SCHWALBE G-ONE	23
BIG BEN PLUS	11 53	HS116	60	MAGIC MARY	26	SCHWALBE ONE	17 66
BIG STREET	41	HS127	60 67	MARATHON	12 50	SCHWALBE PRO ONE	16
BLACK JACK	37	HS140	60	MARATHON ALMOTION	46	SCHWALBE PRO ONE HT	16
CENTURY	54	HS158	60 67	MARATHON CROSS	51	SCHWALBE X-ONE ALLROUND	22
CITY JET	58	HS159	60	MARATHON GT	13 45	SCHWALBE X-ONE BITE	22
CITIZEN	58	HS166	60	MARATHON GT 365	13 45	SILENTO	58
CRAZY BOB	40	HS180	60	MARATHON MONDIAL	47	SMART SAM	8 38
CX COMP	39	HS228	60 67	MARATHON PLUS	12 48 64	SMART SAM PLUS	8 38
CX PRO	22	HURRICANE	39	MARATHON PLUS MTB	9 49	SPACE	37
DELTA CRUISER	57	ICE SPIKER PRO	42	MARATHON PLUS TOUR	49	SPEEDAIR	66
DELTA CRUISER PLUS	57	INSIDER	20	MARATHON RACER	51	SPICER	55
DIRTY DAN	27 34	JUMBO JIM	39	MARATHON SUPREME	46	SUPER MOTO-X	9 54
DOWNTOWN	65	JUMPIN' JACK	40	MARATHON WINTER	43	TABLE TOP	40
DURANO	18 67	KID PLUS	61	NOBBY NIC	8 30	THUNDER BURT	36
DURANO E	11 18	KNOBBY	41	RACING RALPH	34	TOUGH TOM	37
DURANO DD	19	KOJAK	55	RANGE CRUISER	56	TRACER	61
DURANO PLUS	19	LAND CRUISER	57 67	RAPID ROB	37	TRYKER	61
ENERGIZER PLUS	10	LAND CRUISER PLUS	57	RIGHTRUN	65	TYRAGO	58
ENERGIZER PLUS TOUR	10	LITTLE BIG BEN	53	RIGHTRUN PLUS	65	WINTER	43
FAT ALBERT REAR/FRONT	31	LITTLE JOE	61	ROAD CRUISER	58		

SIZES

	ETRTO	TIRES	TUBES		ETRTO	TIRES	TUBES
12 "	47-203	BLACK JACK, KID PLUS, HS140	1	22 "	37-490	HS166	8
	50-203	BIG APPLE, ROAD CRUISER	1		25-501	RIGHTRUN	8A
	62-203	HS158	1	24 "	47-507	MARATHON, MARATHON PLUS, MARATHON WINTER, ROAD CRUISER, LAND CRUISER, RANGE CRUISER, CX COMP, BLACK JACK	9, 10
14 "	50-254	BIG APPLE	2A		50-507	BIG APPLE, LAND CRUISER, LAND CRUISER PLUS,	10
	37-288	HS140	2		54-507	ROCKET RON, BLACK JACK, SMART SAM	10, 10D
16 "	47-288	KID PLUS	2		55-507	BIG BEN	10, 10D
	40-305	MARATHON RACER	2		57-507	TABLE TOP	10, 10D
	47-305	BLACK JACK, MAD MIKE, MARATHON, ROAD CRUISER	3		60-507	CRAZY BOB	10, 10D
	50-305	BIG APPLE	3		62-507	FAT ALBERT REAR	10, 10D
	57-305	MAD MIKE	3		23-520	DURANO	9C
	30-349	WINTER	4		20-540	SPEEDAIR	9A, 9B
	32-349	KOJAK	4		25-540	MARATHON PLUS, SCHWALBE ONE, RIGHTRUN, RIGHTRUN PLUS, DOWNTOWN, HS228	9A, 9B
35-349	MARATHON, MARATHON PLUS	4	30-540	AIRBORNE	9		
17 "	32-369	KOJAK	5	37-540	MARATHON PLUS, DELTA CRUISER, DOWNTOWN, HS228, HS127	9	
	18 "	32-355	KOJAK		4	20-559	SPEEDAIR
40-355		MARATHON RACER	5	23-559	RIGHTRUN	11, 11A	
42-355		WINTER	5	25-559	MARATHON PLUS, SCHWALBE ONE	11, 11A, 12A	
44-355		MARATHON	5	28-559	DURANO, DURANO DD	12A	
47-355		BLACK JACK, HS159	5, 5A	30-559	AIRBORNE	12A	
50-355		BIG APPLE	5A	32-559	MARATHON	12A	
37-390		HS116	5	35-559	MARATHON PLUS, KOJAK, INSIDER, CX PRO	12A	
20 "		28-406	DURANO, DURANO PLUS, SCHWALBE ONE, SCHWALBE PRO ONE	6, 6A	40-559	MARATHON, MARATHON PLUS, MARATHON RACER, SPICER, CITY JET	12A, 13, 14, 14A
	35-406	MARATHON PLUS, KOJAK	6, 6A	42-559	MARATHON SUPREME	13, 14, 14A	
	37-406	LITTLE JOE	6, 6A	47-559	MARATHON, MARATHON PLUS, MARATHON PLUS TOUR, MARATHON WINTER, MARATHON CROSS, WINTER, BLACK JACK, ENERGIZER PLUS, ENERGIZER PLUS TOUR, CITIZEN, ROAD CRUISER, DELTA CRUISER PLUS, RANGE CRUISER, LAND CRUISER, LAND CRUISER PLUS, SILENTO	12, 13, 14, 14A	
	40-406	MARATHON, MARATHON RACER, TRYKER	6, 6A, 7, 7C		50-559	MARATHON, MARATHON PLUS, MARATHON PLUS TOUR, MARATHON WINTER, MARATHON SUPREME, MARATHON GT 365, HURRICANE, BLACK JACK, CX COMP, KOJAK, BIG APPLE, LAND CRUISER, LAND CRUISER PLUS, DELTA CRUISER PLUS, CITY JET, RANGE CRUISER	13, 14, 14A
	42-406	MARATHON WINTER, CITIZEN	7, 7C	54-559		NOBBY NIC, RACING RALPH, ROCKET RON, RAPID ROB, SMART SAM, SMART SAM PLUS, ICE SPIKER PRO, SAMMY SLICK, BLACK JACK, MARATHON PLUS MTB,	13, 14, 14A, 13D, 13F
	47-406	MARATHON, MARATHON PLUS, ENERGIZER PLUS, CX COMP, DELTA CRUISER PLUS, ROAD CRUISER, TRACER, BLACK JACK, MAD MIKE	7, 7C		55-559	BIG APPLE, BIG APPLE PLUS, BIG BEN, BIG BEN PLUS, MARATHON MONDIAL, MARATHON ALMOTION	13, 14, 13D, 13F
	50-406	BIG APPLE, LITTLE JOE	7, 7C	57-559		NOBBY NIC, RACING RALPH, ROCKET RON, SMART SAM, SMART SAM PLUS, TABLE TOP, RAPID ROB, TOUGH TOM, BLACK JACK, MARATHON PLUS MTB	13, 14, 13D, 13F
	54-406	CRAZY BOB, JUMPIN' JACK, KNOBBY	7, 7C, 7D		60-559	MAGIC MARY, ROCK RAZOR, DIRTY DAN, HANS DAMPF, NOBBY NIC, CRAZY BOB, BIG APPLE, SPACE, FAT FRANK	13, 14, 13D, 13F
	55-406	BIG APPLE, BIG APPLE PLUS, BIG BEN, BIG BEN PLUS, BIG STREET	7, 7C, 7D	64-559		MAGIC MARY	13D, 13F
	57-406	MAD MIKE, JUMPIN' JACK	7, 7C, 7D		100-559	JUMBO JIM	13J
	22 "	54-428	HS159	7			
37-438		HS110	7A				
25-451		RIGHTRUN, SCHWALBE ONE	7B				
28-451		DURANO	7A				
22 "	47-457	ROAD CRUISER	8B				
	44-484	ROAD CRUISER	8				
	25-489	MARATHON PLUS, RIGHTRUN, RIGHTRUN PLUS, HS228	8A				
	37-489	HS110	8				

TIRE RATING

What is the specific performance of a tire? We show it for each tire clearly arranged in a new matrix. With a distinction between off-road and on-road grip.

For **grip** off-road both the profile and rubber compound are necessary.

The compound and the contact area account for the **adhesion** on asphalt or solid surfaces.

For **puncture protection** the tread depth and overall construction plays an important role alongside the protection belt. Therefore tires with the same puncture protection belt are sometimes rated differently.



The **rolling resistance** is dependent upon the construction and the compound of the tire.

The **mileage** is determined by compound, material thickness and contact area.

	ETRTO	TIRES	TUBES
26 "	110-559	JUMBO JIM	13J
	120-559	JUMBO JIM	13J
	23-571	SCHWALBE ONE	11, 11A
	20-590	SPEEDAIR	12B
	25-590	MARATHON PLUS, RIGHTRUN	12B
	28/32-590	HS180	12
	37-590	MARATHON PLUS, MARATHON, DELTA CRUISER	12
	42-590	MARATHON PLUS	12
27 "	28/32-630	HS159	16, 17
	32-630	MARATHON	16, 17
27.5 "	25-584	SCHWALBE PRO ONE, SCHWALBE ONE	12B
	28-584	DURANO DD	12B
	35-584	KOJAK	12
	37-584	HS159	12
	40-584	SCHWALBE G-ONE ALLROUND, MARATHON PLUS, DURANO E	12, 21, 21A
	42-584	MARATHON SUPREME	12, 21, 21A
	44-584	MARATHON, MARATHON CROSS, HS159	12, 21, 21A
	47-584	ENERGIZER PLUS	12, 21, 21A
	50-584	MARATHON SUPREME, MARATHON ALMOTION, MARATHON MONDIAL, HURRICANE, BIG BEN, BIG BEN PLUS, LAND CRUISER PLUS	19, 19A, 21, 21A
	54-584	RACING RALPH, ROCKET RON, THUNDER BURT, SMART SAM, RAPID ROB, MARATHON PLUS MTB	19, 19A, 21, 21A, 21F
	57-584	HANS DAMPF, NOBBY NIC, RACING RALPH, ROCKET RON, THUNDER BURT, SMART SAM, SMART SAM PLUS, RAPID ROB, TOUGH TOM, ICE SPIKER PRO, MARATHON PLUS MTB	19, 19A, 21, 21A, 21F
	60-584	SCHWALBE G-ONE SPEED, MAGIC MARY, DIRTY DAN, ROCK RAZOR, HANS DAMPF, NOBBY NIC, FAT ALBERT FRONT, FAT ALBERT REAR, TOUGH TOM	19, 19A, 21, 21A, 21F
	62-584	SUPER MOTO-X	21, 21A, 21F
	64-584	MAGIC MARY	21F
	65-584	NOBBY NIC, ROCKET RON, SMART SAM	21F
70-584	NOBBY NIC, ROCKET RON, SCHWALBE G-ONE ALLROUND, SUPER MOTO-X	21F	
75-584	NOBBY NIC, ROCKET RON	21F	
28 "	20-622	LUGANO	15, 20
	22-622	SCHWALBE PRO ONE HT, LUGANO T	15, 20
	23-622	SCHWALBE PRO ONE, SCHWALBE ONE, DURANO, DURANO DD, DURANO PLUS, INSIDER, LUGANO, MARATHON, SPEEDAIR	15, 20
	25-622	SCHWALBE PRO ONE, SCHWALBE PRO ONE HT, SCHWALBE ONE, DURANO, DURANO DD, DURANO PLUS, LUGANO, LUGANO ENDURANCE, LUGANO T, MARATHON, MARATHON PLUS	15, 20
	28-622	SCHWALBE PRO ONE, SCHWALBE ONE, DURANO, DURANO DD, DURANO E, DURANO PLUS, LUGANO, MARATHON PLUS, MARATHON, CENTURY, DELTA CRUISER, DELTA CRUISER PLUS	15, 16, 17, 18

	ETRTO	TIRES	TUBES	
28 "	30-622	SCHWALBE G-ONE SPEED, CX PRO, CX COMP, WINTER, MARATHON RACER, SPICER	17, 18	
	32-622	DURANO E, DURANO, MARATHON PLUS, MARATHON SUPREME, MARATHON, ENERGIZER PLUS, DELTA CRUISER, DELTA CRUISER PLUS, ROAD CRUISER	17, 18	
	33-622	SCHWALBE X-ONE ALLROUND, SCHWALBE X-ONE BITE	17, 18	
	35-622	SCHWALBE G-ONE ALLROUND, KOJAK, CX COMP, RAPID ROB, MARATHON WINTER, SAMMY SLICK, WINTER, MARATHON RACER, SPICER, INSIDER	17, 18	
	37-622	MARATHON SUPREME, MARATHON MONDIAL, MARATHON PLUS, MARATHON PLUS TOUR, MARATHON, MARATHON GT, MARATHON GT 365, DURANO E, ENERGIZER PLUS, ENERGIZER PLUS TOUR, SMART SAM, CENTURY, DELTA CRUISER, DELTA CRUISER PLUS, ROAD CRUISER, RANGE CRUISER, LAND CRUISER, LAND CRUISER PLUS, TYRAGO, SILENTO, CITIZEN	17, 18	
	40-622	SCHWALBE G-ONE ALLROUND, MARATHON ALMOTION, MARATHON PLUS, MARATHON, MARATHON RACER, MARATHON CROSS, MARATHON GT, MARATHON GT 365, DURANO E, ENERGIZER PLUS, ENERGIZER PLUS TOUR, LITTLE BIG BEN, RANGE CRUISER, SPICER, CX COMP, DELTA CRUISER PLUS	17, 18, 19, 19A	
	42-622	MARATHON SUPREME, MARATHON MONDIAL, MARATHON WINTER, MARATHON PLUS TOUR, SMART SAM, SMART SAM PLUS, HURRICANE, WINTER, CITIZEN, LAND CRUISER, LAND CRUISER PLUS, ROAD CRUISER, SILENTO, TYRAGO	17, 18, 19, 19A	
	44-622	SMART SAM	17, 19, 19A	
	47-622	MARATHON MONDIAL, MARATHON PLUS, MARATHON PLUS TOUR, MARATHON, ENERGIZER PLUS, ENERGIZER PLUS TOUR, DELTA CRUISER PLUS, ROAD CRUISER, RANGE CRUISER, LAND CRUISER, LAND CRUISER PLUS, SILENTO, SMART SAM	17, 19, 19A	
	50-622	MARATHON SUPREME, MARATHON ALMOTION, MARATHON MONDIAL, MARATHON WINTER, MARATHON, MARATHON GT, ENERGIZER PLUS, BIG APPLE, BIG APPLE PLUS, BIG BEN, BIG BEN PLUS, FAT FRANK, CENTURY	19, 19A	
	55-622	BIG APPLE, MARATHON ALMOTION	19, 19A, 19F	
	60-622	BIG APPLE	19, 19A	
	40-635	WINTER, MARATHON PLUS, MARATHON, DELTA CRUISER, DELTA CRUISER PLUS, RANGE CRUISER	17, 19, 19A	
	29 "	50-622	DIRTY DAN, FURIOUS FRED, HURRICANE	19, 19A, 19F
		54-622	RACING RALPH, ROCKET RON, THUNDER BURT, SMART SAM, SMART SAM PLUS, RAPID ROB, MARATHON PLUS MTB	19, 19A, 19F
		57-622	NOBBY NIC, RACING RALPH, ROCKET RON, THUNDER BURT, SMART SAM, SMART SAM PLUS, RAPID ROB, TOUGH TOM, ICE SPIKER PRO	19, 19A, 19F
		60-622	SCHWALBE G-ONE SPEED, MAGIC MARY, ROCK RAZOR, HANS DAMPF, NOBBY NIC, RACING RALPH, FAT ALBERT FRONT, FAT ALBERT REAR	19, 19A, 19F
		65-622	NOBBY NIC	19F

EPIC

**OFFROAD
RACE
TOUR**

**E-BIKE
READY** ⚡ **25**

Need a special tire for an E-bike?

In standard pedelecs that have motor assist up to 25 km/h, there is no legal requirement for a special tire. But even with these bikes, loads and average speeds are mostly higher than in regular bikes. Therefore we have marked all tires in this catalogue with "E-Bike Ready 25" or "E-Bike Ready 50" which we recommend for the use on Pedelecs.

**E-BIKE
READY** ⚡ **50**

What should you look out for with faster E-bikes?

Special tires are necessary for fast E-bikes (tires with ECE-R75 certification valid throughout Europe). All tires on the following E-bike pages bear the mark and are therefore best suited for Pedelecs and fast E-bikes. All of them are "E-Bike Ready 50".

E-BIKE READY 50


NEW



NOBBY NIC

The MTB tire with the greatest range of applications. Touring and All Mountain riders love them. We say: No tire is better suited for the E-MTB – particularly because of the new Performance Double Defense version with reinforced sidewalls. E-Bike Ready 50 available for all wheel sizes.

See page 30/31 for the complete range.



1 2 3 4 5 **6** 7
SCHWALBE PROTECTION

E-BIKE READY 50


NEW



SMART SAM / SMART SAM PLUS

The proven all-rounder has been completely revised. With Double Defense technology perfectly prepared for the use on an E-MTB. Whether in combination with RaceGuard or extra 3 mm GreenGuard puncture protection. The ECE-R75 approved Smart Sam is always a particular recommendation for off-road E-Bikes.

See page 38 for the complete range.



NEW **NOBBY NIC** HS 463, Performance Line, Folding tire

ETRTO	Size	!	⚡	⚙	⚫	Skin	Bar	Psi	🏠	🏠	EPI	Index	Load	Art.-No.
26"	60-559 26x2.35	Double Defense	E-50	Dual	Black	Snake	1.6-3.5	23-50	800	28	67	35 B	121 kg	11600981
27.5"	60-584 27.5x2.35, 650B	Double Defense	E-50	Dual	Black	Snake	1.6-3.5	23-50	845	30	67	35 B	121 kg	11600983
29"	60-622 29x2.35	Double Defense	E-50	Dual	Black	Snake	1.6-3.5	23-50	895	32	67	35 B	121 kg	11600988

Evolution Line, Folding tire

27.5"	60-584 27.5x2.35, 650B	SnakeSkin, TL-Easy	E-50	PaceStar	Black	Snake	1.6-3.5	23-50	720	25	67	35 B	121 kg	11600852
-------	------------------------	--------------------	------	----------	-------	-------	---------	-------	-----	----	----	------	--------	----------

NEW **SMART SAM** HS 476, Performance Line, Folding tire

27.5"	57-584 27.5x2.25, 650B	Double Defense	E-50	Dual	Black	Snake	1.8-3.7	26-54	830	29	67	35 B	121 kg	11600982
	65-584 27.5x2.60, 650B	Double Defense	E-50	Dual	Black	Snake	1.2-2.6	17-38	930	33	67	35 B	121 kg	11600984
29"	57-622 29x2.25	Double Defense	E-50	Dual	Black	Snake	1.8-3.7	26-54	885	31	67	35 B	121 kg	11600985

NEW **SMART SAM PLUS** HS 476, Performance Line, Wired tire

26"	57-559 26x2.25	GreenGuard	E-50	Dual	Black	Snake	1.8-3.7	26-54	980	35	67	35 B	121 kg	11101180
27.5"	57-584 27.5x2.25, 650B	GreenGuard	E-50	Dual	Black	Snake	1.8-3.7	26-54	1025	36	67	35 B	121 kg	11101148
29"	54-622 29x2.10	GreenGuard	E-50	Dual	Black	Snake	2.0-4.0	30-55	995	35	67	35 B	121 kg	11101143
	57-622 29x2.25	GreenGuard	E-50	Dual	Black	Snake	1.8-3.7	26-54	1090	38	67	35 B	121 kg	11101152



1 2 3 4 5 6 **7**
 SCHWALBE PROTECTION
 E-BIKE READY **50**



MARATHON PLUS MTB

The most puncture resistant MTB-tire is now approved for fast E-Bikes. With ECE-R75 mark. On the central ribs it rolls easily over hard paths, while strong outer lugs give great off-road traction. The SmartGuard provides superior puncture protection. Available in 26", 27.5" and 29"

! This tire impresses. Especially in the new, even wider 57mm options in 26" and 27.5"

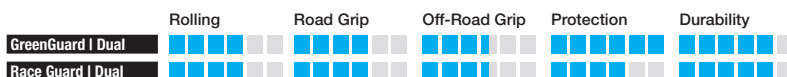


1 2 3 4 5 6 **7**
 SCHWALBE PROTECTION
 E-BIKE READY **50**



SUPER MOTO-X

Wide, comfortable, safe! Whether you're travelling on tarmac or trail, the beefy Super Moto-X offers you the best riding characteristics and plenty of comfort. The 3 mm Green Guard puncture protection and reinforced sidewalls lets you reach your destination safely, even in the toughest conditions. Exclusively in the new trend size 27.5". Naturally, with the mark for fast e-bikes.



MARATHON PLUS MTB HS 468, Performance Line, Wired tire

	ETRTO	Size	!	⚡	⚙️	🌪️	Skin	Bar	Psi	🏠	🏠	EPI	Index	Load	Art.-No.
	54-559	26x2.10	SmartGuard	E-50	Dual	Black-Reflex	Twin	2.0-4.5	30-65	1150	41	67	35 B	121 kg	11101005
NEW	57-559	26x2.25	SmartGuard	E-50	Dual	Black-Reflex	Twin	2.0-4.0	30-55	1260	44	67	36 B	125 kg	11101212
	54-584	27.5x2.10, 650B	SmartGuard	E-50	Dual	Black-Reflex	Twin	2.0-4.5	30-65	1200	42	67	36 B	125 kg	11101024
NEW	57-584	27.5x2.25, 650B	SmartGuard	E-50	Dual	Black-Reflex	Twin	2.0-4.0	30-55	1295	46	67	36 B	125 kg	11101213
	54-622	29x2.10	SmartGuard	E-50	Dual	Black-Reflex	Twin	2.0-4.5	30-65	1270	45	67	36 B	125 kg	11101025

SUPER MOTO-X HS 439, Performance Line, Wired tire

	62-584	27.5x2.40, 650B	GreenGuard	E-50	Dual	Black	Snake	2.0-4.0	30-55	1125	40	67	41 B	145 kg	11100726.01
	70-584	27.5x2.80, 650B	RaceGuard	E-50	Dual	Black	Snake	1.5-3.0	20-45	910	32	67	43 B	155 kg	11101108

When replacing tires on fast E-bikes always pay attention to: ECE-R75 mark, maximum load and maximum speed. A Load and Speed Index engraved on the tire identifies the parameters in a code (e.g. "28B"). The number identifies the load (e.g. 28 = 100 kg), the letter identifies the speed (e.g. B = 50 km/h).

E-MTB

e-BIKE &
HIGHLIGHT
trekking

01/2013



"The rocket.
The lowest rolling
resistance and
really good puncture
protection.."

aktiv
Radfahren
Testsieger

Energizer Plus Tour

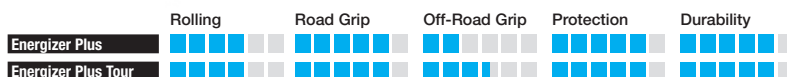
ENERGIZER PLUS

Specially made for E-Bikes. The high-quality compound has a low rolling friction and above all very good grip. That means security - also in fast cornering. All Energizers have the ECE-R75 mark and are also certified for use on faster E-Bikes, up to 50 km/h.

Energizer Plus Tour. Energizer Plus Tour. The same high level of security as Energizer Plus but with a durable trekking tread.



ENERGIZER PLUS TOUR




ENERGIZER PLUS HS 427, Performance Line, Wired tire

ETRTO	Size	!	⚡	⚙️	🛡️	Skin	Bar	Psi	🏠	🏠	EPI	Index	Load	Art.-No.
20"	47-406 20x1.75	GreenGuard	E-50	Energizer	Black-Reflex	Twin	3.5-5.0	50-70	640	23	67	20 B	80 kg	11100315
26"	47-559 26x1.75	GreenGuard	E-50	Energizer	Black-Reflex	Twin	3.0-5.0	45-70	875	31	67	31 B	109 kg	11100314
27.5"	47-584 27.5x1.75, 650x45B	GreenGuard	E-50	Energizer	Black-Reflex	Twin	3.0-5.0	45-70	915	32	67	32 B	112 kg	11100880
28"	32-622 28x1.25, 700x32C	GreenGuard	E-50	Energizer	Black-Reflex	Twin	4.5-7.0	65-100	645	23	67	22 B	85 kg	11100533
	37-622 28x1.40, 700x35C	GreenGuard	E-50	Energizer	Black-Reflex	Twin	4.0-6.0	55-85	730	26	67	26 B	95 kg	11100312
	40-622 28x1.50, 700x38C	GreenGuard	E-50	Energizer	Black-Reflex	Twin	3.5-6.0	50-85	810	29	67	28 B	100 kg	11100311
	47-622 28x1.75	GreenGuard	E-50	Energizer	Black-Reflex	Twin	3.0-5.0	45-70	985	35	67	33 B	115 kg	11100313
NEW	50-622 28x2.00	GreenGuard	E-50	Energizer	Black-Reflex	Twin	2.5-4.5	35-65	1085	38	67	35 B	121 kg	11101131

ENERGIZER PLUS TOUR HS 441, Performance Line, Wired tire

26"	47-559 26x1.75	GreenGuard	E-50	Energizer	Black-Reflex	Twin	3.0-5.0	45-70	875	31	67	31 B	109 kg	11100527
28"	37-622 28x1.40, 700x35C	GreenGuard	E-50	Energizer	Black-Reflex	Twin	4.0-6.0	55-85	730	26	67	26 B	95 kg	11100528
	40-622 28x1.50, 700x35C	GreenGuard	E-50	Energizer	Black-Reflex	Twin	3.5-6.0	50-85	845	30	67	28 B	100 kg	11100529
	47-622 28x1.75	GreenGuard	E-50	Energizer	Black-Reflex	Twin	3.0-5.0	45-70	985	35	67	33 B	115 kg	11100532





DURANO E

Race tires for the E-Bike. Our fastest e-bike tires come from the racing arena. It is available from a 28 mm width and weighs only 335 g, nevertheless with RaceGuard it is very well protected against punctures. Of course with ECE R75 approval up to 50 km / h



BIG BEN PLUS

The robust 3 mm GreenGuard protection and reinforced sidewalls make this tough Balloonbike tire a real slogger. ECE-R75 approved, comfortable and resilient. The perfect choice for cargo bikes and every kind of E-Bike.



NEW

DURANO E HS 464A, Performance Line, Folding tire

ETRTO	Size	!	⚡	⚙️	🌫️	Skin	Bar	Psi	🏠	🏠	EPI	Index	Load	Art.-No.	
28"	28-622	28x1.10, 700x28C	RaceGuard	E-50	Dual	Black	Lite	6.0-8.0	85-115	335	12	67	22 B	85 kg	11600756
	32-622	28x1.25, 700x32C	RaceGuard	E-50	Dual	Black	Lite	4.5-7.0	65-100	420	15	67	22 B	85 kg	11600757

Performance Line, Wired tire

27.5"	40-584	27.5x1.50, 650x38B	RaceGuard	E-50	Energizer	Black-Reflex	Lite	3.5-6.0	50-85	560	20	67	28 B	100 kg	11100985
28"	32-622	28x1.25, 700x32C	RaceGuard	E-50	Energizer	Black-Reflex	Lite	4.5-7.0	65-100	495	17	67	22 B	85 kg	11100988
	37-622	28x1.40, 700x35C	RaceGuard	E-50	Energizer	Black-Reflex	Lite	4.0-6.0	55-85	550	19	67	26 B	95 kg	11100989
	40-622	28x1.50, 700x38C	RaceGuard	E-50	Energizer	Black-Reflex	Lite	3.5-6.0	50-85	595	21	67	28 B	100 kg	11100990

NEW BIG BEN PLUS HS 439, Performance Line, Wired tire

20"	55-406	20x2.15	GreenGuard	E-50	Endurance	Black-Reflex	Snake	2.0-4.0	30-55	680	24	67	26 B	95 kg	11101122
26"	55-559	26x2.15	GreenGuard	E-50	Endurance	Black-Reflex	Snake	2.0-4.0	30-55	935	33	67	37 B	128 kg	11101123
27.5"	50-584	27.5x2.00, 650B	GreenGuard	E-50	Endurance	Black-Reflex	Snake	2.5-5.0	35-70	860	30	67	37 B	128 kg	11101124
28"	50-622	28x2.00	GreenGuard	E-50	Endurance	Black-Reflex	Snake	2.5-5.0	35-70	920	32	67	38 B	132 kg	11101125

When replacing tires on fast E-bikes always pay attention to: ECE-R75 mark, maximum load and maximum speed. A Load and Speed Index engraved on the tire identifies the parameters in a code (e.g. "28B"). The number identifies the load (e.g. 28 = 100 kg), the letter identifies the speed (e.g. B = 50 km/h).

E-BIKE

1 2 3 4 5 6 **7**
 SCHWALBE PROTECTION
 E-BIKE READY **50**



MARATHON PLUS

The Flat-less tire. The most puncture resistant pneumatic tire there is. The patented, 5 mm thick SmartGuard layer, when compared to all generic products, has a significant advantage in rolling resistance. The main sizes are approved and tested for E-bikes up to 50 km/h.

See page 50 for the complete range.



1 2 3 4 **5** 6 7
 SCHWALBE PROTECTION
 E-BIKE READY **50**



MARATHON

The original: The archetypal high quality touring tire. The highly elastic GreenGuard layer is 3 mm thick. The main sizes of Marathon are approved and tested for E-bikes up to 50 km/h.

See page 50 for the complete range.



MARATHON PLUS HS 440, Performance Line, Wired tire

ETRTO	Size	!	⚡	⚙️	🛑	Skin	Bar	Psi	🏠	🏠	EPI	Index	Load	Art.-No.
20"	47-406 20x1.75	SmartGuard	E-50	Endurance	Black-Reflex	Twin	3.5-5.0	50-70	725	26	67	20 B	80 kg	11100758
26"	47-559 26x1.75	SmartGuard	E-50	Endurance	Black-Reflex	Twin	3.0-5.0	45-70	995	35	67	31 B	109 kg	11100762
27.5"	40-584 27.5x1.50, 650x38B	SmartGuard	E-50	Endurance	Black-Reflex	Twin	4.0-6.5	55-95	920	32	67	28 B	100 kg	11100881
28"	37-622 28x1.40, 700x35C	SmartGuard	E-50	Endurance	Black-Reflex	Twin	4.0-6.0	55-85	900	32	67	26 B	95 kg	11100769
	40-622 28x1.50, 700x38C	SmartGuard	E-50	Endurance	Black-Reflex	Twin	3.5-6.0	50-85	960	34	67	28 B	100 kg	11100770
	47-622 28x1.75	SmartGuard	E-50	Endurance	Black-Reflex	Twin	3.0-5.0	45-70	1100	39	67	33 B	115 kg	11100771

MARATHON HS 420, Performance Line, Wired tire

ETRTO	Size	!	⚡	⚙️	🛑	Skin	Bar	Psi	🏠	🏠	EPI	Index	Load	Art.-No.
20"	47-406 20x1.75	GreenGuard	E-50	Endurance	Black-Reflex	Twin	3.5-5.0	50-70	640	23	67	20 B	80 kg	11100137
26"	47-559 26x1.75	GreenGuard	E-50	Endurance	Black-Reflex	Twin	3.0-5.0	45-70	875	31	67	31 B	109 kg	11100138
	50-559 26x2.00	GreenGuard	E-50	Endurance	Black-Reflex	Twin	2.0-5.0	30-70	970	34	67	34 B	118 kg	11100143
28"	37-622 28x1.40, 700x35C	GreenGuard	E-50	Endurance	Black-Reflex	Twin	4.0-6.0	55-85	730	26	67	26 B	95 kg	11100007
	40-622 28x1.50, 700x38C	GreenGuard	E-50	Endurance	Black-Reflex	Twin	3.5-6.0	50-85	810	29	67	28 B	100 kg	11100005
	47-622 28x1.75	GreenGuard	E-50	Endurance	Black-Reflex	Twin	3.0-5.0	45-70	985	35	67	33 B	115 kg	11100140
	50-622 28x2.00	GreenGuard	E-50	Endurance	Black-Reflex	Twin	2.5-5.0	35-70	1080	38	67	35 B	121 kg	11100613

1 2 3 4 5 **6** 7
 SCHWALBE PROTECTION
 E-BIKE READY **50**

NEW



MARATHON GT

The new one. The dynamic Marathon with extra comfort. For everyone who wants to be mobile every day - while completely trusting in their beloved bicycle. The exclusive tread design hides the newly developed DualGuard, which protects against cuts and punctures in the same reliable way.



1 2 3 4 5 **6** 7
 SCHWALBE PROTECTION
 E-BIKE READY **50**

NEW



MARATHON GT 365

1 tire. 4 seasons, 365 days no tire change necessary. The Marathon GT 365 is the first tire which you will ride safely throughout the year in almost every condition. The new lamella tread and the specially developed "FourSeason" compound provide full grip, no matter what time of the year you ride your bike. Of course fitted with DualGuard puncture protection technology for maximum safety.



NEW

MARATHON GT HS 480, Performance Line, Wired tire


	ETRTO	Size	!	⚡	⚙️	🌀	👤	📏	📏	📏	📏	EPI	Index	Load	Art.-No.
28"	37-622	28x1.40, 700x35C	DualGuard	E-50	Endurance	Black-Reflex	Twin	4.0-6.0	55-85	765	27	67	26 B	95 kg	11101117
	40-622	28x1.50, 700x38C	DualGuard	E-50	Endurance	Black-Reflex	Twin	3.5-6.0	50-85	870	31	67	28 B	100 kg	11101118
	50-622	28x2.00	DualGuard	E-50	Endurance	Black-Reflex	Twin	2.5-5.0	35-70	1100	39	67	35 B	121 kg	11101119

NEW

MARATHON GT 365 HS 475, Performance Line, Wired tire

26"	50-559	26x2.00	DualGuard	E-50	FourSeason	Black-Reflex	Twin	2.0-5.0	30-70	990	33	67	34 B	118 kg	11101203
28"	37-622	28x1.40, 700x35C	DualGuard	E-50	FourSeason	Black-Reflex	Twin	3.5-6.0	50-85	765	21	67	26 B	95 kg	11101204
	40-622	28x1.50, 700x38C	DualGuard	E-50	FourSeason	Black-Reflex	Twin	2.5-5.5	35-80	850	26	67	28 B	100 kg	11101205

When replacing tires on fast E-bikes always pay attention to: ECE-R75 mark, maximum load and maximum speed. A Load and Speed Index engraved on the tire identifies the parameters in a code (e.g. "28B"). The number identifies the load (e.g. 28 = 100 kg), the letter identifies the speed (e.g. B = 50 km/h).



road race



TUBELESS TECHNOLOGY

WE AT SCHWALBE BELIEVE THAT TUBELESS IS THE TIRE TECHNOLOGY OF THE FUTURE!

Whether mountain bike, road race or touring. For all ambitious sports riders Tubeless is the right choice. Tubeless tires offer clear advantages in speed, comfort, grip and puncture resistance.

- **There is no friction between the tire and tube.** This crucially reduces the rolling resistance. It is even lower than in super-light competition tires.
- **Tubeless can be ridden at lower air pressure** - without sacrificing performance! This brings significant advantages in comfort, but also significantly more control in critical situations and on rough trails.
- **Tubeless systems provide very high puncture resistance.** Sudden loss of air through bursting tubes or valve tear off is impossible. At the same time puncture protection liquid seal punctures within a few tenths of a second whilst riding.

TUBELESS EASY with MicroSkin. *[Patent Pending]*



- Revolutionary new design.
- Tubeless Easy is now possible for high pressure tires.
- Tubeless tires for racing are now much lighter and faster than before.
- The future technology for cross and touring bikes.
- The integrated MicroSkin fabric takes on several important functions simultaneously. It ensures airtightness. It guarantees reliable high-pressure stability and it improves cut resistance all around the tire.

TUBELESS EASY with SnakeSkin.



The monofilament SnakeSkin fabric on the sidewall makes tubeless conversion for MTB's extremely easy and safe - at the same time it is the best cut protection for the sidewall. Therefore Tubeless Easy with SnakeSkin is our standard for Evolution MTB Tyres!



„Clear test winner with grade 1,4: SCHWALBE PRO ONE“ (Issue 08/2015)



SCHWALBE PRO ONE

The next generation of tubeless tires. A truly thrilling ride. It's fast. It's reliable. It's light. The patented MicroSkin construction makes this all possible - 70 g less weight, 15% less rolling resistance and improved cut resistance all around. This is the absolute top model from Schwalbe!

! You can also use the Schwalbe Pro One with a normal tube, but its true strengths are experienced only in tubeless form.



SCHWALBE PRO ONE HT

Handmade tubular. The holy grail of tire manufacturing and first choice for professionals. OneStar Triple compound and a carcass mixture made from Polyester and cotton provide a low rolling resistance and high pinch flat protection. The diamond tread indicates grip even in difficult conditions.

The Schwalbe Pro One HT is entirely handmade. This guarantees exceptional quality of every single tire.



NEW



SCHWALBE PRO ONE HS 462, Evolution Line, Folding tire

	ETRTO	Size	!	☼	●	Skin	Bar	Psi	g	oz	EPI	Load	Art.-No.	
	20"	28-406	20x1.10	MicroSkin, TL Easy	OneStar	Black	Micro	6.0-8.0	85-115	200	7	127	70 kg	11600811
NEW	27.5"	25-584	650x25B	MicroSkin, TL Easy	OneStar	Black	Micro	5.0-7.5	70-110	225	8	127	70 kg	11600874
	28"	23-622	700x23C	MicroSkin, TL Easy	OneStar	Black	Micro	5.0-8.5	70-125	235	8	127	70 kg	11600808
		25-622	700x25C	MicroSkin, TL Easy	OneStar	Black	Micro	5.0-7.5	70-110	255	9	127	70 kg	11600809
		28-622	700x28C	MicroSkin, TL Easy	OneStar	Black	Micro	4.0-6.5	55-95	275	10	127	75 kg	11600810

SCHWALBE PRO ONE HT HS 423, Evolution Line, Tubular

	ETRTO	Size	!	☼	●	Skin	Bar	Psi	g	oz	EPI	Load	Art.-No.	
	28"	22-622	700x22	Handmade Tubular	OneStar	Black	Lite	8.0-14.0	115-205	240	8	T107	70 kg	11101217
		25-622	700x25	Handmade Tubular	OneStar	Black	Lite	6.0-10.0	85-145	290	10	T107	70 kg	11101216

TUBELESS TECHNOLOGY MADE BY SCHWALBE.

Schwalbe Pro One with MicroSkin Technology. Patent Pending.

Excellent riding properties. Light weight. Fast. Safe in combination with sealant.

MICROSKIN

Picture: Tire construction of Schwalbe Pro One with sealant.



SCHWALBE ONE

Schwalbe One. The name alone indicates how significant this tire is for Schwalbe. With a new tread design, improved Compound and quality workmanship, the Schwalbe One sets a new benchmark in terms of quality and Performance. Available in many different colors.



NEW SCHWALBE ONE HS 462A, Evolution Line, Folding tire

	ETRTO	Size	!	☼	●	Skin	Bar	Psi	g	oz	EPI	Load	Art.-No.
20"	28-406	20x1.10	V-Guard	OneStar	Black	Lite	6.0-8.0	85-115	170	6	127	70 kg	11600868
	25-451	20x1.00	V-Guard	OneStar	Black	Lite	6.0-10.0	85-145	175	6	127	70 kg	11600872
24"	25-540	24x1.00	V-Guard	WheelStar	Black	Lite	6.0-9.0	85-130	205	7	127	70 kg	11600870
26"	25-559	26x1.00	V-Guard	WheelStar	Black	Lite	6.0-9.0	85-130	215	8	127	70 kg	11600871
	23-571	650x23C	V-Guard	OneStar	Black	Lite	6.0-10.0	85-145	190	7	127	70 kg	11600945
27.5"	25-584	650x25B	V-Guard	OneStar	Black	Lite	6.0-8.0	85-115	215	8	127	70 kg	11600869
28"	23-622	700x23C	V-Guard	OneStar	Black	Lite	6.0-10.0	85-145	205	7	127	70 kg	11600862
		700x25C	V-Guard	OneStar	Black	Lite	6.0-9.0	85-130	225	8	127	70 kg	11600863
		V-Guard	OneStar	Blue Stripes	Lite	6.0-9.0	85-130	225	8	127	70 kg	11600866	
		V-Guard	OneStar	Red Stripes	Lite	6.0-9.0	85-130	225	8	127	70 kg	11600865	
		V-Guard	OneStar	White Stripes	Lite	6.0-9.0	85-130	225	8	127	70 kg	11600867	
	28-622	700x28C	V-Guard	OneStar	Black	Lite	6.0-8.0	85-115	245	9	127	70 kg	11600864



Tubeless-Set.

2 x SCHWALBE Pro One. Easy Fit. Doc Blue.

23-622, Art.-No. 16700515.01

25-622, Art.-No. 16700024.01



DURANO

Mile eater. The popular Durano has outstanding qualities: Extremely high mileage. Dual Compound for best grip - even training on wet winter roads. Proven RaceGuard protection belt.

Lots of attractive colours.



E-BIKE READY 50



DURANO E

Special version Durano for E-bikes up to 50 km/h. Tire width of at least 28 mm. ECE R 75 approved, Europe-wide approval. With RaceGuard protection belt and reflective label



DURANO HS 464, Performance Line, Folding tire

	ETRTO	Size	!	⚡	⚙️	⚫	Skin	Bar	Psi	g	oz	EPI	Load	Art.-No.
20"	28-406	20x1.10	RaceGuard		Dual	Black	Lite	6.0-8.0	85-115	190	7	67	70 kg	11600683
24"	23-520	24x0.90	RaceGuard		Dual	Black	Lite	6.0-10.0	85-145	195	7	67	60 kg	11600685
26"	28-559	26x1.10	RaceGuard		Dual	Black	Lite	6.0-8.0	85-115	260	9	67	70 kg	11600686
28"	23-622	700x23C	RaceGuard		Dual	Black	Lite	6.0-10.0	85-145	225	8	67	70 kg	11600645
	25-622	700x25C	RaceGuard		Dual	Black	Lite	6.0-8.0	85-115	245	9	67	70 kg	11600639
			RaceGuard		Dual	White-Stripes	Lite	6.0-8.0	85-115	245	9	67	70 kg	11600963
			RaceGuard		Dual	Red-Stripes	Lite	6.0-8.0	85-115	245	9	67	70 kg	11600962
			RaceGuard		Dual	Blue-Stripes	Lite	6.0-8.0	85-115	245	9	67	70 kg	11600961
	28-622	700x28C	RaceGuard		Dual	Black	Lite	6.0-8.0	85-115	290	10	67	75 kg	11600687

**NEW
NEW
NEW**

Performance Line, Wired tire

20"	28-406	20x1.10	RaceGuard		Dual	Black	Lite	6.0-8.0	85-115	230	8	67	70 kg	11100916
	28-451	20x1 1/8	RaceGuard		Dual	Black	Lite	6.0-8.0	85-115	255	9	67	70 kg	11100917
28"	23-622	700x23C	RaceGuard		Dual	Black	Lite	6.0-10.0	85-145	305	11	67	70 kg	11100892
	25-622	700x25C	RaceGuard		Dual	Black	Lite	6.0-8.0	85-115	335	12	67	70 kg	11100893
	32-622	28x1.25, 700x32C	RaceGuard		Dual	Black	Lite	4.0-6.5	55-95	405	14	67	90 kg	11100918

DURANO E HS 464A, Performance Line, Folding tire

28"	28-622	700x28C	RaceGuard	E-50	Dual	Black	Lite	6.0-8.0	85-115	335	12	67	85 kg	11600756
	32-622	28x1.25, 700x32C	RaceGuard	E-50	Dual	Black	Lite	4.5-7.0	65-100	420	15	67	85 kg	11600757



DURANO DD

With all-round protection. DD stands for Double Defense. In addition to the RaceGuard protection belt there is an effective fabric protector on the sidewall.



DURANO PLUS

Maximum puncture protection for race bikes! Durano Plus with a new dynamic profile. The SmartGuard belt is not as deep as the Marathon Plus's, it offers though a unique level of protection for racing tires. The most puncture resistant road bike tire, there is.

The Pro's training tires.



DURANO DD HS 464, Performance Line, Folding tire

	ETRTO	Size	!	☿	●	Skin	Bar	Psi	g	oz	EPI	Load	Art.-No.	
NEW	27.5"	28-584	650B	Double Defense	Dual	Graphite-Skin	Snake	6.0-8.0	85-115	295	10	67	70 kg	11600818
	28"	23-622	700x23C	Double Defense	Dual	Graphite-Skin	Snake	6.0-10.0	85-145	275	10	67	70 kg	11600740
		25-622	700x25C	Double Defense	Dual	Graphite-Skin	Snake	6.0-8.0	85-115	295	10	67	70 kg	11600739
		28-622	700x28C	Double Defense	Dual	Graphite-Skin	Snake	6.0-8.0	85-115	330	12	67	75 kg	11600812

Performance Line, Wired tire

26"	28-559	26x1.10	Double Defense	Dual	Graphite-Skin	Snake	6.0-8.0	85-115	390	14	67	70 kg	11101070
27.5"	28-584	650B	Double Defense	Dual	Graphite-Skin	Snake	6.0-8.0	85-115	405	14	67	70 kg	11101069
28"	23-622	700x23C	Double Defense	Dual	Graphite-Skin	Snake	6.0-10.0	85-145	355	13	67	70 kg	11100971
	25-622	700x25C	Double Defense	Dual	Graphite-Skin	Snake	6.0-8.0	85-115	385	14	67	70 kg	11100970
	28-622	700x28C	Double Defense	Dual	Graphite-Skin	Snake	6.0-8.0	85-115	430	15	67	75 kg	11101061

DURANO PLUS HS 464, Performance Line, Folding tire

20"	28-406	20x1.10	SmartGuard	Dual	Black	Twin	6.0-8.0	85-115	315	11	67	70 kg	11600681
28"	23-622	700x23C	SmartGuard	Dual	Black	Twin	6.0-10.0	85-145	340	12	67	70 kg	11600680
	25-622	700x25C	SmartGuard	Dual	Black	Twin	6.0-8.0	85-115	380	13	67	70 kg	11600640

Performance Line, Wired tire

28"	23-622	700x23C	SmartGuard	Dual	Black	Twin	6.0-10.0	85-145	410	14	67	70 kg	11100912
	25-622	700x25C	SmartGuard	Dual	Black	Twin	6.0-8.0	85-115	450	16	67	70 kg	11100913
	28-622	700x28C	SmartGuard	Dual	Black-Reflex	Twin	6.0-8.0	85-115	530	19	67	85 kg	11100915



MARATHON

Marathon. Our Marathon in size 23-622 is also a super robust training tire. See page 50.



INSIDER

Specifically for turbo trainers. The compound has a much lower internal resistance thus making it particularly suitable for roller training.

! Insider should not be used on the road!



LUGANO T

Our most economical tubular tire.



LUGANO ENDURANCE

Doesn't matter whether Fixie, road bike or urban bike. With a lasting compound and reinforced tread. The new Lugano endurance is the perfect choice for every urban adventure.



NEW

INSIDER Performance Line, Folding tire


	ETRTO	Size	!	⊗	●	Skin	Bar	Psi	g	oz	EPI	Load	Art.-No.
26"	35-559	26x1.35	Performance	Roller	Blue	Twin	4.0-6.5	55-95	470	17	67	90 kg	11600063.02
28"	23-622	700x23C	Performance	Roller	Blue	Twin	6.0-10.0	85-145	310	11	67	70 kg	11600084.02
	35-622	700x35C	Performance	Roller	Blue	Twin	4.0-6.5	55-95	525	19	67	100 kg	11600564.01

LUGANO T HS 424, Active Line, Tubular

28"	22-622	700x22	K-Guard	Silica	Black	Lite	6.0-10.0	85-145	300	11	T30	65 kg	11100490.01
			K-Guard	Silica	Beige-Skin	Lite	6.0-10.0	85-145	300	11	T30	65 kg	11100489.01
NEW	25-622	700x25	K-Guard	Silica	Black	Lite	5.0-10.0	70-145	330	12	T30	70 kg	11101159

LUGANO ENDURANCE HS 471, Active Line, Wired tire

NEW	28"	25-622	700x25C	Reinforced	Silica	Black	Twin	6.0-8.0	85-115	350	12	50	65 kg	11101214
------------	-----	--------	---------	------------	--------	-------	------	---------	--------	-----	----	----	-------	----------



LUGANO

Our entry-level model. With a dynamic tread design. The attractive colors are available for the first time in the comfortable 25 mm width. The Lugano offers reliable performance at an affordable price.



LUGANO HS 471, Active Line, Folding tire

	ETRTO	Size	!	☉	●	Skin	Bar	Psi	g	oz	EPI	Load	Art.-No.
28"	23-622	700x23C	K-Guard	Silica	Black	Lite	6.0-9.0	85-130	255	9	50	65 kg	11600754
	25-622	700x25C	K-Guard	Silica	Black	Lite	6.0-8.0	85-115	280	10	50	65 kg	11600763
	NEW		K-Guard	Silica	Blue Stripes	Lite	6.0-8.0	85-115	280	10	50	65 kg	11600965
	NEW		K-Guard	Silica	Red Stripes	Lite	6.0-8.0	85-115	280	10	50	65 kg	11600967
	NEW		K-Guard	Silica	White Stripes	Lite	6.0-8.0	85-115	280	10	50	65 kg	11600968

HS 471, Active Line, Wired tire

28"	20-622	700x20C*	K-Guard	Silica	Black	Lite	6.0-9.0	85-130	305	11	50	60 kg	11146000.01
	23-622	700x23C	K-Guard	Silica	Black	Lite	6.0-9.0	85-130	325	11	50	65 kg	11101009
			K-Guard	Silica	Beige-Skin	Lite	6.0-9.0	85-130	325	11	50	65 kg	11101015
	25-622	700x25C	K-Guard	Silica	Black	Lite	6.0-8.0	85-115	350	12	50	65 kg	11101010
			K-Guard	Silica	Black-Reflex	Lite	6.0-8.0	85-115	360	13	50	65 kg	11101063
			K-Guard	Silica	White Stripes	Lite	6.0-8.0	85-115	350	12	50	65 kg	11101051
			K-Guard	Silica	Red Stripes	Lite	6.0-8.0	85-115	350	12	50	65 kg	11101050
			K-Guard	Silica	Blue Stripes	Lite	6.0-8.0	85-115	350	12	50	65 kg	11101052
			K-Guard	Silica	Yellow Stripes	Lite	6.0-8.0	85-115	350	12	50	65 kg	11101239
			K-Guard	Silica	Beige-Skin	Lite	6.0-8.0	85-115	350	12	50	65 kg	11101053
	28-622	700x28C	K-Guard	Silica	Black	Lite	6.0-8.0	85-115	380	13	50	70 kg	11101029

* HS 384



! The Lugano now comes with a classic retro-label in the Beige-Skin execution.




MICROSKIN
Tubeless
EASY

SCHWALBE X-ONE ALLROUND

Tubeless Easy for Cylo-crossers. The exceptional profile and OneStar rubber compound make the Schwalbe X-One one of the fastest cross tires ever. To make it the absolute high-flyer, mount it without a tube on a tubeless-compatible wheel.

! In combination with the right wheel you can run tubeless tires for cyclo-cross with extremely low air pressures without fear of "Burping" (unwanted air leakage). For instance, it works extremely well with the Iron Cross from No Tubes.




NEW



MICROSKIN
Tubeless
EASY

SCHWALBE X-ONE BITE

The X-One is now available in a "mud-version" with even coarser tread. The Cross specialist for the real muddy days.

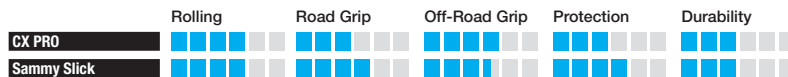


CX PRO

High speed cross-country. With unbelievably low weight and excellent grip.

SAMMY SLICK

The classic semi-slick. This tread concept is as popular as ever and it is understandable: It is easy rolling. Corners safely. Understated looks! With RaceGuard protection and reflective Label.



NEW **SCHWALBE X-ONE ALLROUND** HS 467, Evolution Line, Folding tire

	ETRTO	Size	!	⊗	●	Skin	Bar	Psi	g	oz	EPI	Load	Art.-No.
28"	33-622	28x1.30, 700x33C	MicroSkin, TL Easy	OneStar	Black	Micro	2.8-4.8	40-70	370	13	127	70 kg	11600771.01
NEW			Evo	OneStar	Black/Beige	Twin	2.8-4.8	40-70	380	13	127	70 kg	11600942

Performance Line, Folding tire

NEW	28"	33-622	28x1.30, 700x33C	Performance	Dual	Black	Lite	2.8-4.8	40-70	350	12	67	70 kg	11600772
-----	-----	--------	------------------	-------------	------	-------	------	---------	-------	-----	----	----	-------	----------

NEW **SCHWALBE X-ONE BITE** HS 481, Evolution Line, Folding tire

28"	33-622	28x1.30, 700x33C	MicroSkin, TL Easy	OneStar	Black	Micro	2.8-4.8	40-70	390	14	127	70 kg	11600922
-----	--------	------------------	--------------------	---------	-------	-------	---------	-------	-----	----	-----	-------	----------

Performance Line, Folding tire

28"	33-622	28x1.30, 700x33C	Performance	Dual	Black	Lite	2.8-4.8	40-70	360	13	67	70 kg	11600941
-----	--------	------------------	-------------	------	-------	------	---------	-------	-----	----	----	-------	----------

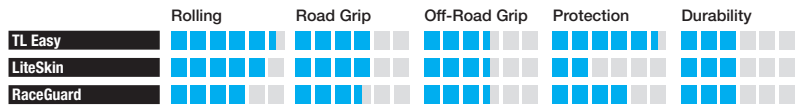
road.cc verdict:

Fantastically capable all-rounder tyre for roads, ruts and rocks (05/2016)



SCHWALBE G-ONE ALLROUND

Schwalbe One goes Gravel. The Schwalbe One family provides the right tyre for the latest gravel bike trend. The smooth rolling G-One profile and Tubeless Easy technology make it a pleasure to ride over forest paths and rolling fields.

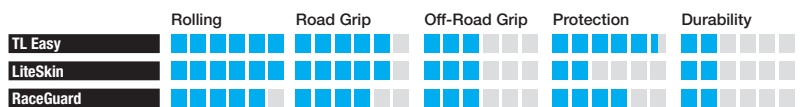


NEW



SCHWALBE G-ONE SPEED

The Special One. Unleashing profile and breathtakingly fast – especially when large volume counts. As a 30mm wide road race version with V-Guard protection, G-One Speed is a tyre for the real tough jobs. You can ride it as a handmade tubular or with the most modern Tubeless Easy technology. But it is also a guarantee for maximum speed in the extra-wide 60mm execution – of course not only at the fascinating beach races on Holland's coasts. The new G-One Speed is an evolution of the former S-One and Big One.



NEW	SCHWALBE G-ONE ALLROUND		HS 473, Evolution Line, Folding tire											
	ETRTO	Size	!	🌀	●	Skin	Bar	Psi	g	oz	EPI	Load	Art.-No.	
NEW	27.5"	40-584	27.5x1.50, 650B	MicroSkin, TL Easy	OneStar	Black	Micro	3.0-5.0	45-70	420	15	127	70 kg	11600792.01
NEW		70-584	27.5x2.80, 650B	LiteSkin	OneStar	Black	Lite	1.5-3.0	20-45	655	23	127	70 kg	11600946
NEW				SnakeSkin, TL Easy	OneStar	Black	Snake	1.5-3.0	20-45	750	26	67	70 kg	11600952
	28"	35-622	28x1.35, 700x35C	MicroSkin, TL Easy	OneStar	Black	Micro	3.0-5.0	45-70	400	14	127	70 kg	11600764.01
		40-622	28x1.50, 700x38C	MicroSkin, TL Easy	OneStar	Black	Micro	3.0-5.0	45-70	460	16	127	70 kg	11600766.01

Performance Line, Folding tire

NEW	27.5"	40-584	27.5x1.50, 650B	RaceGuard	Dual	Black	Lite	3.0-5.0	45-70	400	14	67	70 kg	11600793
NEW		70-584	27.5x2.80, 650B	RaceGuard	Dual	Black	Snake	1.5-3.0	20-45	790	28	67	70 kg	11600953
NEW	28"	35-622	28x1.35, 700x35C	RaceGuard	Dual	Black	Lite	3.0-5.0	45-70	380	13	67	70 kg	11600774
NEW		40-622	28x1.50, 700x38C	RaceGuard	Dual	Black	Lite	3.0-5.0	45-70	440	16	67	70 kg	11600775

NEW	SCHWALBE G-ONE SPEED		HS 472, Evolution Line, Folding tire										
27.5"	60-584	27.5x2.35, 650B	SnakeSkin, TL Easy	OneStar	Black	Snake	1.6-3.5	23-50	500	18	67	125 kg	11600973
28"	30-622	28x1.20, 700x30C	MicroSkin, TL Easy	OneStar	Black	Micro	3.5-5.5	50-80	330	12	127	70 kg	11600951
29"	60-622	29x2.35	SnakeSkin, TL Easy	OneStar	Black	Snake	1.6-3.5	23-50	530	19	67	125 kg	11600975
			LiteSkin	OneStar	Black	Lite	1.6-3.5	23-50	440	16	127	125 kg	11600974

Evolution Line, Tubular

28"	30-622	28x1.20, 700x30	Handmade Tubular	OneStar	Black	Micro	4.0-7.0	55-100	360	13	T107	75 kg	11101231
-----	--------	-----------------	------------------	---------	-------	-------	---------	--------	-----	----	------	-------	----------

Performance Line, Folding tire

27.5"	60-584	27.5x2.35, 650B	RaceGuard	Dual	Black	Lite	1.6-3.5	23-50	530	19	67	125 kg	11600972
29"	60-622	29x2.35	RaceGuard	Dual	Black	Lite	1.6-3.5	23-50	560	20	67	125 kg	11600976

CX PRO HS 269, Performance Line, Wired tire

26"	35-559	26x1.35	Performance	Dual	Black	Lite	4.0-6.5	55-95	405	14	67	70 kg	11100185.02
28"	30-622	28x1.20, 700x30C	Performance	Dual	Black	Lite	4.0-6.5	55-95	400	14	67	65 kg	11100186.02

SAMMY SLICK HS 414, Performance Line, Folding tire

26"	54-559	26x2.10	RaceGuard	Dual	Black	Lite	2.0-4.0	30-55	490	17	67	100 kg	11600124.02
28"	35-622	28x1.53, 700x35C	RaceGuard	Dual	Black	Lite	3.5-6.0	50-85	360	13	67	70 kg	11600047.02

PROCORE[®]

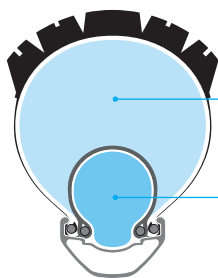
RIDE PROGRESSIVE



PROCORE IS A JOINT DEVELOPMENT OF
SCHWALBE AND SYNTACE.



reddot award 2015
best of the best



Outer chamber

extremely low pressure
(10-20 psi).
tubeless with sealant fluid
maximum grip
optimum performance

THE DOUBLE CHAMBER SYSTEM

Inner chamber

high pressure
(55-85 psi)
with special tube
safer against snakebites
prevents burping

SET OF 2 WITH ALL NECESSARY COMPONENTS, IN ORDER TO CONVERT A COMPLETE BIKE.

2 x PROCORE inner tires
2 x PROCORE special tubes
2 x AirGuide
Tubeless rim tape
Doc Blue
Tire fitting aids

Set 26" Art.-No. 16610001,
Set 27,5" Art.-No. 16610002,
Set 29" Art.-No. 16610003,



INDIVIDUAL PARTS

ProcCore Innertire 26"	11600759
ProcCore Innertire 27,5"	11600760
ProcCore Innertire 29"	11600761
ProcCore Tube 26"	10400213
ProcCore Tube 27,5"	10400223
ProcCore Tube 29"	10400233
AirGuide	3671



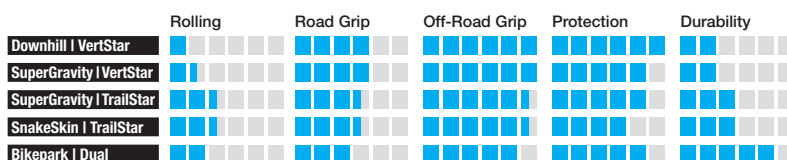
Weighing ca. 200 g per wheel. Compatible with all wheels regardless of brand. Internal rim width of 23mm. Tire width min. 57mm.



MAGIC MARY

Mary cast a spell! A tire favored by professional Downhill and Enduro riders. For racing glory choose the Super Gravity version. Much lighter than a classic downhill tire yet with extreme lateral stability and great snakebite protection.

Durability is paramount in the **Bike Park** version. A lot of tire for not a lot of money. Incredibly durable and long lasting.



MAGIC MARY HS 447, Evolution Line, Folding tire

	ETRTO	Size	!	♂	●	Skin	Bar	Psi	g	oz	EPI	Load	Art.-No.
26"	60-559	26x2.35	Super Gravity, TL Easy	VertStar	Black	Snake	1.6-3.5	23-50	1045	37	67	115 kg	11600536.01
			Super Gravity, TL Easy	TrailStar	Black	Snake	1.6-3.5	23-50	1045	37	67	115 kg	11600513.01
			SnakeSkin, TL Easy	TrailStar	Black	Snake	1.6-3.5	23-50	795	28	67	115 kg	11600538.01
27.5"	60-584	27.5x2.35, 650B	Super Gravity, TL Easy	VertStar	Black	Snake	1.6-3.5	23-50	1100	39	67	115 kg	11600537.01
			Super Gravity, TL Easy	TrailStar	Black	Snake	1.6-3.5	23-50	1100	39	67	115 kg	11600511.01
			SnakeSkin, TL Easy	TrailStar	Black	Snake	1.6-3.5	23-50	835	29	67	115 kg	11600539.01
29"	60-622	29x2.35	Super Gravity, TL Easy	TrailStar	Black	Snake	1.6-3.5	23-50	1165	41	67	125 kg	11600615.01
			SnakeSkin, TL Easy	TrailStar	Black	Snake	1.6-3.5	23-50	885	31	67	125 kg	11600616.01

Evolution Line, Wired tire

26"	60-559	26x2.35	Downhill	VertStar	Black	Snake	1.6-3.5	23-50	1190	42	2x67	115 kg	11100746.01
	64-559	26x2.50	Downhill	VertStar	Black	Snake	1.5-3.2	20-46	1350	48	2x67	120 kg	11100943
27.5"	60-584	27.5x2.35, 650B	Downhill	VertStar	Black	Snake	1.6-3.5	23-50	1250	44	2x67	115 kg	11100747.01
	64-584	27.5x2.50, 650B	Downhill	VertStar	Black	Snake	1.5-3.2	20-46	1410	50	2x67	120 kg	11100966

Performance Line, Wired tire

26"	60-559	26x2.35	BikePark	Dual	Black	Twin	1.6-3.5	23-50	1400	49	20D2	115 kg	11100976
27.5"	60-584	27.5x2.35, 650B	BikePark	Dual	Black	Twin	1.6-3.5	23-50	1475	52	20D2	115 kg	11100977

HANS DAMPF HS 426, Evolution Line, Folding tire

26"	60-559	26x2.35	Super Gravity, TL Easy	TrailStar	Black	Snake	1.6-3.5	23-50	1015	36	67	115 kg	11600487.01
			SnakeSkin, TL Easy	TrailStar	Black	Snake	1.6-3.5	23-50	765	27	67	115 kg	11600264.02
			SnakeSkin, TL Easy	PaceStar	Black	Snake	1.6-3.5	23-50	765	27	67	115 kg	11600269.02
27.5"	57-584	27.5x2.25, 650B	SnakeSkin, TL Easy	TrailStar	Black	Snake	1.8-3.7	26-54	680	24	67	110 kg	11600495.01
			SnakeSkin, TL Easy	TrailStar	Black	Snake	1.6-3.5	23-50	795	28	67	115 kg	11600397.01
			SnakeSkin, TL Easy	PaceStar	Black	Snake	1.6-3.5	23-50	795	28	67	115 kg	11600396.01
			Super Gravity, TL Easy	TrailStar	Black	Snake	1.6-3.5	23-50	1065	38	67	115 kg	11600472.01
29"	60-622	29x2.35	SnakeSkin, TL Easy	TrailStar	Black	Snake	1.6-3.5	23-50	850	30	67	125 kg	11600298.02
			SnakeSkin, TL Easy	PaceStar	Black	Snake	1.6-3.5	23-50	850	30	67	125 kg	11600362.02
			Super Gravity, TL Easy	TrailStar	Black	Snake	1.6-3.5	23-50	1135	40	67	125 kg	11600624.01

Performance Line, Folding tire

26"	60-559	26x2.35	Performance	Dual	Black	Lite	1.6-3.5	23-50	760	27	67	115 kg	11600247.02
27.5"	60-584	27.5x2.35, 650B	Performance	Dual	Black	Lite	1.6-3.5	23-50	805	28	67	115 kg	11600556.01



HANS DAMPF

For a perfect trail ride. Everything has been tuned for control and maximum riding fun. The tread functions with absolute poise and is well behaved in every situation – like difficult terrain on singletrack. Grippy TrailStar compound or faster rolling PaceStar as an option for the rear wheel.

	Rolling	Road Grip	Off-Road Grip	Protection	Durability
SuperGravity TrailStar	4/10	6/10	8/10	8/10	7/10
SnakeSkin TrailStar	4/10	6/10	8/10	8/10	7/10
SnakeSkin PaceStar	5/10	6/10	8/10	8/10	7/10
Performance Dual	4/10	6/10	8/10	8/10	7/10



ROCK RAZOR

The fastest gravity tyre. Our semi-slick for Gravity and Enduro. It's a very interesting option especially on the rear wheel and for very fast, dry trails. There is no better tire for low rolling resistance than Rock Razor.

	Rolling	Road Grip	Off-Road Grip	Protection	Durability
SuperGravity TrailStar	9/10	6/10	8/10	8/10	7/10
SnakeSkin PaceStar	9/10	6/10	8/10	8/10	7/10



DIRTY DAN

For deep, muddy terrain. Dan is the choice when the ground is muddy. Tall blocks and the VertStar Triple Compound bite into soft and loose terrain. Large gaps provide the necessary self-cleaning and braking traction.

	Rolling	Road Grip	Off-Road Grip	Protection	Durability
Downhill VertStar	2/10	6/10	8/10	8/10	7/10
SuperGravity VertStar	4/10	6/10	8/10	8/10	7/10

ROCK RAZOR HS 452, Evolution Line, Folding tire

	ETRTO	Size	!	⊗	●	Skin	Bar	Psi	g	oz	EPI	Load	Art.-No.
26"	60-559	26x2.35	SnakeSkin, TL Easy	PaceStar	Black	Snake	1.6-3.5	23-50	665	23	67	115 kg	11600502.01
27.5"	60-584	27.5x2.35, 650B	Super Gravity, TL Easy	TrailStar	Black	Snake	1.6-3.5	23-50	965	34	67	115 kg	11600535.01
			SnakeSkin, TL Easy	PaceStar	Black	Snake	1.6-3.5	23-50	695	25	67	115 kg	11600534.01
29"	60-622	29x2.35	SnakeSkin, TL Easy	PaceStar	Black	Snake	1.6-3.5	23-50	740	26	67	125 kg	11600660

DIRTY DAN HS 417, Evolution Line, Folding tire

26"	60-559	26x2.35	Super Gravity, TL Easy	VertStar	Black	Snake	1.6-3.5	23-50	1015	36	67	115 kg	11600540.01
27.5"	60-584	27.5x2.35, 650B	Super Gravity, TL Easy	VertStar	Black	Snake	1.6-3.5	23-50	1075	38	67	115 kg	11600557.01

Evolution Line, Wired tire


27.5"	60-584	27.5x2.35, 650B	Downhill	VertStar	Black	Snake	1.6-3.5	23-50	1345	47	2x67	115 kg	11100862.01
-------	--------	-----------------	----------	----------	-------	-------	---------	-------	------	----	------	--------	-------------

DH

DOWNHILL

DOWNHILL.

Very durable tyres.
Double carcass, snake-bite protection, SnakeSkin side wall. Wired tire.



SG

SUPER GRAVITY

SUPER GRAVITY. A patented carcass construction. Quadruple ply carcass makes the sidewalls stable and safe. The tread remains extremely flexible and grippy with two carcass plies. All around Snakeskin is excellent protection against cuts. All tires are Tubeless Easy. A tube is no longer needed. Overall, there's a whopping 700 grams bike weight saving compared to classic downhill tires.



BIKE PARK
PERFORMANCE

BIKEPARK.

Unbelievably robust.
Incredibly durable.
A lot of tire for half the cost



APX

REINFORCED

APEX. REINFORCED.

Additional to the SnakeSkin fabric, these TL Easy tires are reinforced on the sidewalls by 2 layers of extremely robust motorcycle carcass.



BEST USE

For which purpose is the tire best suited?
On which terrain does it best perform?

TERRAIN			MODELL	PURPOSE		
HARDPAC	MIX	SOFT		COMPETITION	SPORT/FUN	TOUR
			MAGIC MARY	DH / ENDURO		
			HANS DAMPF	ENDURO		
			ROCK RAZOR	ENDURO		
			DIRTY DAN GRAVITY	DH		
			NOBBY NIC	ENDURO / AM / TRAIL		
			FAT ALBERT	ENDURO / AM / TRAIL		
			RACING RALPH	XC / MARATHON		
			ROCKET RON	XC / MARATHON		
			DIRTY DAN XC	XC		
			THUNDER BURT	XC / MARATHON		
			FURIOUS FRED	XC		
			JUMBO JIM			
			HURRICANE			
			SAMMY SLICK			
			SMART SAM			



TUBELESS EASY. SNAKESKIN.

Standard in our Evo tires! The SnakeSkin material assures cut-resistant sidewalls and extremely easy Tubeless conversion.

All important information and advice about Tubeless can be found at: www.schwalbe.com/tubeless



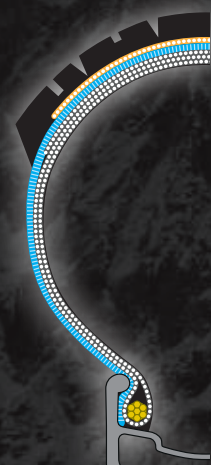
LITESKIN. The lightest option. LiteSkin MTB tires forego SnakeSkin, but still have high pressure resistant tire beads. If you don't mind the extra effort, these tires can also be converted to Tubeless by using a liquid sealant.

However, we cannot guarantee that LiteSkin tires used with commercially available sealants will be safely and permanently sealed.



PERFORMANCE. DOUBLE DEFENSE.

Double protection. All around SnakeSkin + RaceGuard under the tread provides maximum security for off-road tires. The ideal requirement for the use on E-MTBs.



QUALITY LINES



EVOLUTION LINE. The very best possible. Highest grade materials. Latest technology.



PERFORMANCE LINE. Excellent quality for intensive use. These are the best value for money tires.




ACTIVE LINE. Reliable brand quality.

COMPOUNDS


TRIPLE STAR COMPOUNDS. Our best and most sophisticated compound. Triple compound. Perfectly adapted to the specific purpose.




Extremely fast XC compound
 ■ Easy rolling base layer (base)
 ■ Fast center (medium)
 ■ Grippy shoulders (medium soft)



Enduro & Freeride Compound
 ■ Easy rolling base layer (base)
 ■ Grippy center (medium soft)
 ■ Extra-grippy shoulders (soft)



Downhill Compound
 ■ Easy rolling base layer (base)
 ■ Super-soft center (super soft)
 ■ Extra-soft Shoulders (extremely soft)



! Please note: TrailStar and VertStar lose significant performance when ridden in freezing temperatures.

NOBBY NIC

The MTB tire with the greatest range of applications. Touring and All Mountain riders love them. Seen in fast cross-country racing, as well as in technically demanding Enduro competition. The SnakeSkin sidewall makes it resistant to cuts and blows, while Tubeless conversion is easier than ever before. Nobby Nic is a mountain biker's best friend.

27.5+

E-BIKE READY 50



With ECE-R75 certification perfectly suited for an E-MTB. The new Performance, Double Defense version. See page 8.

	Rolling	Road Grip	Off-Road Grip	Protection	Durability
SnakeSkin PaceStar	█	█	█	█	█
SnakeSkin TrailStar	█	█	█	█	█
TL Easy Apex PaceStar	█	█	█	█	█
TL Easy Apex TrailStar	█	█	█	█	█
LiteSkin PaceStar	█	█	█	█	█
Performance Double Def.	█	█	█	█	█
Performance Dual	█	█	█	█	█

NOBBY NIC HS 463, Evolution Line, Folding tire

	ETRTO	Size	!	⚡	⚙	●	Skin	Bar	Psi	g	oz	EPI	Load	Art.-No.
26"	54-559	26x2.10	SnakeSkin, TL Easy		PaceStar	Black	Snake	2.0-4.0	30-55	575	20	67	100 kg	11600663
	57-559	26x2.25	SnakeSkin, TL Easy		PaceStar	Black	Snake	1.8-3.7	26-54	635	22	67	110 kg	11600664
			SnakeSkin, TL Easy		GateStar*	Black	Snake	1.8-3.7	26-54	635	22	67	110 kg	11600731
			LiteSkin		PaceStar	Black	Lite	1.8-3.7	26-54	570	20	67	110 kg	11600662
60-559	26x2.35	SnakeSkin, TL Easy		PaceStar	Black	Snake	1.6-3.5	23-50	680	24	67	115 kg	11600665	
		SnakeSkin, TL Easy		TrailStar	Black	Snake	1.6-3.5	23-50	680	24	67	115 kg	11600743	
27.5"	57-584	27.5x2.25, 650B	SnakeSkin, TL Easy		PaceStar	Black	Snake	1.8-3.7	26-54	670	24	67	110 kg	11600666
			LiteSkin		PaceStar	Black	Lite	1.8-3.7	26-54	600	21	67	110 kg	11600661
	60-584	27.5x2.35, 650B	SnakeSkin, TL Easy		PaceStar	Black	Snake	1.6-3.5	23-50	720	25	67	115 kg	11600667
			SnakeSkin, TL Easy		TrailStar	Black	Snake	1.6-3.5	23-50	720	25	67	115 kg	11600741
		SnakeSkin		E-50 PaceStar	Black	Snake	1.6-3.5	23-50	720	25	67	121 kg	11600852	
NEW	65-584	27.5x2.60, 650B	SnakeSkin, TL Easy		PaceStar	Black	Snake	1.2-2.6	17-38	810	29	67	115 kg	11600875
			SnakeSkin, TL Easy		TrailStar	Black	Snake	1.2-2.6	17-38	810	29	67	115 kg	11600876
NEW	70-584	27.5x2.80, 650B	SnakeSkin, TL Easy, Apex		PaceStar	Black	Snake	1.2-2.6	17-38	910	32	67	115 kg	11600910
			SnakeSkin, TL Easy, Apex		TrailStar	Black	Snake	1.2-2.6	17-38	910	32	67	115 kg	11600911
NEW	75-584	27.5x3.00, 650B	SnakeSkin, TL Easy		PaceStar	Black	Snake	1.2-2.6	17-38	860	30	67	120 kg	11600828
			SnakeSkin, TL Easy		TrailStar	Black	Snake	1.2-2.6	17-38	860	30	67	120 kg	11600829
NEW	75-584	27.5x3.00, 650B	SnakeSkin, TL Easy, Apex		PaceStar	Black	Snake	1.2-2.6	17-38	960	34	67	120 kg	11600912
			SnakeSkin, TL Easy, Apex		TrailStar	Black	Snake	1.2-2.6	17-38	960	34	67	120 kg	11600913
NEW	75-584	27.5x3.00, 650B	SnakeSkin, TL Easy		PaceStar	Black	Snake	1.0-2.4	15-35	910	32	67	120 kg	11600781
			SnakeSkin, TL Easy		TrailStar	Black	Snake	1.0-2.4	15-35	910	32	67	120 kg	11600799
			SnakeSkin, TL Easy, Apex		PaceStar	Black	Snake	1.0-2.4	15-35	1010	36	67	120 kg	11600914
			SnakeSkin, TL Easy, Apex		TrailStar	Black	Snake	1.0-2.4	15-35	1010	36	67	120 kg	11600915
29"	57-622	29x2.25	SnakeSkin, TL Easy		PaceStar	Black	Snake	1.8-3.7	26-54	710	25	67	120 kg	11600668
	60-622	29x2.35	SnakeSkin, TL Easy		PaceStar	Black	Snake	1.6-3.5	23-50	765	27	67	125 kg	11600669
SnakeSkin, TL Easy				TrailStar	Black	Snake	1.6-3.5	23-50	765	27	67	125 kg	11600742	
NEW	65-622	29x2.60	SnakeSkin, TL Easy		PaceStar	Black	Snake	1.2-2.6	17-38	855	30	67	115 kg	11600905
			SnakeSkin, TL Easy		TrailStar	Black	Snake	1.2-2.6	17-38	855	30	67	115 kg	11600906

Performance Line, Folding tire, Double Defense

NEW	26"	60-559	26x2.35	Double Defense	E-50	Dual	Black	Snake	1.6-3.5	23-50	800	28	67	121 kg	11600981
NEW	27.5"	60-584	27.5x2.35, 650B	Double Defense	E-50	Dual	Black	Snake	1.6-3.5	23-50	845	30	67	121 kg	11600983
NEW	29"	60-622	29x2.35	Double Defense	E-50	Dual	Black	Snake	1.6-3.5	23-50	895	32	67	121 kg	11600988

* GateStar is a special 4-Cross compound with very impressive cornering characteristics.

FAT ALBERT


The Legend returns. The driving force behind the new Fat Albert has clearly been Gerrit Gaastra. The bike guru and out-of-the-box thinker has pushed us to break new ground and question the proven tread design. This realm of the unknown is where you generate innovation and create outstanding tires.



Bike verdict: "super"



Issue #4/2016



FAT ALBERT FRONT HS 477, Evolution Line, Folding tire

	ETRTO	Size	!	⚡	⌘	●	Skin	Bar	Psi	g	oz	EPI	Load	Art.-No.
27.5"	60-584	27.5x2.35, 650B	SnakeSkin, TL Easy		TrailStar	Black	Snake	1.6-3.5	23-50	740	26	67	115 kg	11600848
29"	60-622	29x2.35	SnakeSkin, TL Easy		TrailStar	Black	Snake	1.6-3.5	23-50	780	28	67	125 kg	11600850

FAT ALBERT REAR HS 478, Evolution Line, Folding tire

27.5"	60-584	27.5x2.35, 650B	SnakeSkin, TL Easy		PaceStar	Black	Snake	1.6-3.5	23-50	740	26	67	115 kg	11600849
29"	60-622	29x2.35	SnakeSkin, TL Easy		PaceStar	Black	Snake	1.6-3.5	23-50	780	28	67	125 kg	11600851

FAT ALBERT REAR HS 401, Evolution Line, Folding tire

24"	62-507	24x2.40	SnakeSkin, TL Easy		PaceStar	Black	Snake	1.6-3.5	23-50	695	25	67	115 kg	11600099.02
-----	--------	---------	--------------------	--	----------	-------	-------	---------	-------	-----	----	----	--------	-------------



The classic Fat Albert continues for 24" wheel bikes.

NOBBY NIC HS 463, Performance Line, Folding tire

26"	54-559	26x2.10	Performance		Dual	Black	Lite	2.0-4.0	30-55	550	19	67	100 kg	11600670
	57-559	26x2.25	Performance		Dual	Black	Lite	1.8-3.7	26-54	600	21	67	110 kg	11600671
	60-559	26x2.35	Performance		Dual	Black	Lite	1.6-3.5	23-50	650	23	67	115 kg	11600672
27.5"	57-584	27.5x2.25, 650B	Performance		Dual	Black	Lite	1.8-3.7	26-54	630	22	67	110 kg	11600673
	60-584	27.5x2.35, 650B	Performance		Dual	Black	Lite	1.6-3.5	23-50	675	24	67	115 kg	11600674
29"	57-622	29x2.25	Performance		Dual	Black	Lite	1.8-3.7	26-54	670	24	67	120 kg	11600675
	60-622	29x2.35	Performance		Dual	Black	Lite	1.6-3.5	23-50	725	26	67	125 kg	11600676

Performance Line, Wired tire

26"	54-559	26x2.10	Performance		Dual	Black	Lite	2.0-4.0	30-55	610	22	67	100 kg	11100978
	57-559	26x2.25	Performance		Dual	Black	Lite	1.8-3.7	26-54	660	23	67	110 kg	11100896
27.5"	57-584	27.5x2.25, 650B	Performance		Dual	Black	Lite	1.8-3.7	26-54	690	24	67	110 kg	11100897
29"	57-622	29x2.25	Performance		Dual	Black	Lite	1.8-3.7	26-54	730	26	67	120 kg	11100898



Get the best of both worlds – MTB and Fatbike.

With 27.5+ you get more grip, more comfort, more suspension, more safety...

Our tip: combine 27.5+ tires with the Procore system for even more snake bite protection.

New: 29+ All width benefits now available for 29 inch.

NOBBY NIC

27.5x2.60	PaceStar	SnakeSkin	810 g
27.5x2.60	TrailStar	SnakeSkin	810 g
27.5x2.60	PaceStar	SnakeSkin, Apex	910 g
27.5x2.60	TrailStar	SnakeSkin, Apex	910 g
27.5x2.80	PaceStar	SnakeSkin	860 g
27.5x2.80	TrailStar	SnakeSkin	860 g
27.5x2.80	PaceStar	SnakeSkin, Apex	960 g
27.5x2.80	TrailStar	SnakeSkin, Apex	960 g
27.5x3.00	PaceStar	SnakeSkin	910 g
27.5x3.00	TrailStar	SnakeSkin	910 g
27.5x3.00	PaceStar	SnakeSkin, Apex	1010 g
27.5x3.00	TrailStar	SnakeSkin, Apex	1010 g
▼ NEW! 29+			
29x2.60	PaceStar	SnakeSkin	855 g
29x2.60	TrailStar	SnakeSkin	855 g

For Nobby Nic we enlarged the individual lugs, so it is best prepared for the very roughest routes.

27.5+

GREAT BIG FUN!

ROCKET RON

27.5x2.60	PaceStar	LiteSkin	650 g
27.5x2.60	PaceStar	SnakeSkin	735 g
27.5x2.80	PaceStar	LiteSkin	680 g
27.5x2.80	PaceStar	SnakeSkin	785 g
27.5x3.00	PaceStar	LiteSkin	720 g
27.5x3.00	PaceStar	SnakeSkin	830 g

For Rocket Ron we increased the number of lugs, so the gaps remain small and the tire rolls better.

SMART SAM

27.5x2.60	Dual	SnakeSkin	930 g
27.5x2.60	Dual	LiteSkin	850 g

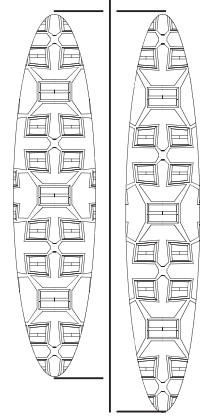
SCHWALBE G-ONE ALLROUND

27.5x2.80	OneStar	LiteSkin	655 g
27.5x2.80	OneStar	SnakeSkin	750 g
27.5x2.80	Dual	SnakeSkin	790 g



26"

29"



RACING RALPH

The perfect racer. Profile, compound, carcass. In the third generation of the Racing Ralph everything is designed for speed. In the 29" variant the special arrangement of the blocks and their elongation have been adapted to the longer footprint. Performance advantages of the large wheels are optimally improved.

	Rolling	Road Grip	Off-Road Grip	Protection	Durability
SnakeSkin PaceStar	■ ■ ■ ■ ■	■ ■ ■ ■ ■	■ ■ ■ ■ ■	■ ■ ■ ■ ■	■ ■ ■ ■ ■
LiteSkin PaceStar	■ ■ ■ ■ ■	■ ■ ■ ■ ■	■ ■ ■ ■ ■	■ ■ ■ ■ ■	■ ■ ■ ■ ■
Performance Dual	■ ■ ■ ■ ■	■ ■ ■ ■ ■	■ ■ ■ ■ ■	■ ■ ■ ■ ■	■ ■ ■ ■ ■

RACING RALPH HS 425, Evolution Line, Folding tire

	ETRTO	Size	!	☿	●	Skin	Bar	Psi	g	oz	EPI	Load	Art.-No.
26"	54-559	26x2.10	LiteSkin	PaceStar	Black	Lite	2.0-4.0	30-55	465	16	127	100 kg	11600248.02
	57-559	26x2.25	SnakeSkin, TL Easy	PaceStar	Black	Snake	1.8-3.7	26-54	560	20	67	110 kg	11600252.02
			LiteSkin	PaceStar	Black	Lite	1.8-3.7	26-54	495	17	127	110 kg	11600229.02
			LiteSkin	PaceStar	White Stripes	Lite	1.8-3.7	26-54	495	17	127	110 kg	11600296.02
27.5"	54-584	27.5x2.10, 650B	SnakeSkin, TL Easy	PaceStar	Black	Snake	2.0-4.0	30-55	550	19	67	100 kg	11600618.01
			LiteSkin	PaceStar	Black	Lite	2.0-4.0	30-55	495	17	127	100 kg	11600508.01
	57-584	27.5x2.25, 650B	SnakeSkin, TL Easy	PaceStar	Black	Snake	1.8-3.7	26-54	595	21	67	110 kg	11600551.01
29"			LiteSkin	PaceStar	Black	Lite	1.8-3.7	26-54	530	19	127	110 kg	11600391.01
	54-622	29x2.10	SnakeSkin, TL Easy	PaceStar	Black	Snake	2.0-4.0	30-55	585	21	67	110 kg	11600619.01
			LiteSkin	PaceStar	Black	Lite	2.0-4.0	30-55	525	19	127	110 kg	11600255.02
	57-622	29x2.25	SnakeSkin, TL Easy	PaceStar	Black	Snake	1.8-3.7	26-54	630	22	67	120 kg	11600251.02
			LiteSkin	PaceStar	Black	Lite	1.8-3.7	26-54	560	20	127	120 kg	11600256.02
	60-622	29x2.35	SnakeSkin, TL Easy	PaceStar	Black	Snake	1.6-3.5	23-50	705	25	67	125 kg	11600613.01

Performance Line, Folding tire

26"	54-559	26x2.10	Performance	Dual	Black	Lite	2.0-4.0	30-55	510	18	67	100 kg	11600250.02
	57-559	26x2.25	Performance	Dual	Black	Lite	1.8-3.7	26-54	535	19	67	110 kg	11600254.02
27.5"	57-584	27.5x2.25, 650B	Performance	Dual	Black	Lite	1.8-3.7	26-54	585	21	67	110 kg	11600392.01
NEW 29"	54-622	29x2.10	Performance	Dual	Black	Lite	2.0-4.0	30-55	565	20	67	110 kg	11600314.02
	57-622	29x2.25	Performance	Dual	Black	Lite	1.8-3.7	26-54	610	22	67	120 kg	11600257.02

DIRTY DAN HS 417A, Evolution Line, Folding tire

29"	50-622	29x2.00	LiteSkin	PaceStar	Black	Lite	2.2-4.3	32-62	520	18	127	100 kg	11600543.01
-----	--------	---------	----------	----------	-------	------	---------	-------	-----	----	-----	--------	-------------



DIRTY DAN

	Rolling	Road Grip	Off-Road Grip	Protection	Durability
LiteSkin PaceStar	■ ■ ■ ■ ■	■ ■ ■ ■ ■	■ ■ ■ ■ ■	■ ■ ■ ■ ■	■ ■ ■ ■ ■


For deep, muddy terrain. Dan is the choice when the ground is muddy. Tall blocks bite into soft and loose terrain. Large gaps provide the necessary self-cleaning and braking traction.

27.5+



ROCKET RON

Lift Off! This lightweight 'rocket' fulfils many requirements all at the same time: incredible grip with extremely low weight and rolling resistance, with all technical refinements already on board - 127-EPI-Evo carcass, PaceStar Triple Compound, excellent self-cleaning, open tread profile.



ROCKET RON HS 438, Evolution Line, Folding tire

	ETRTO	Size	!	☿	●	Skin	Bar	Psi	g	oz	EPI	Load	Art.-No.
26"	54-559	26x2.10	LiteSkin	PaceStar	Black	Lite	2.0-4.0	30-55	435	15	127	100 kg	11600381.01
	57-559	26x2.25	LiteSkin	PaceStar	Black	Lite	1.8-3.7	26-54	465	16	127	110 kg	11600364.01
			SnakeSkin, TL Easy	PaceStar	Black	Snake	1.8-3.7	26-54	540	19	67	110 kg	11600621.01
27.5"	54-584	27.5x2.10, 650B	LiteSkin	PaceStar	Black	Lite	2.0-4.0	30-55	460	16	127	100 kg	11600474.01
			SnakeSkin, TL Easy	PaceStar	Black	Snake	2.0-4.0	30-55	520	18	67	100 kg	11600554.01
	57-584	27.5x2.25, 650B	LiteSkin	PaceStar	Black	Lite	1.8-3.7	26-54	490	17	127	110 kg	11600476.01
			SnakeSkin, TL Easy	PaceStar	Black	Snake	1.8-3.7	26-54	570	20	67	110 kg	11600555.01
	65-584	27.5x2.60, 650B	LiteSkin	PaceStar	Black	Lite	1.2-2.6	17-38	650	23	127	115 kg	11600877
NEW NEW			SnakeSkin, TL Easy	PaceStar	Black	Snake	1.2-2.6	17-38	735	26	67	115 kg	11600891
	70-584	27.5x2.80, 650B	SnakeSkin, TL Easy	PaceStar	Black	Snake	1.2-2.6	17-38	785	28	67	120 kg	11600826
			LiteSkin	PaceStar	Black	Lite	1.2-2.6	17-38	680	24	127	120 kg	11600824
	75-584	27.5x3.00, 650B	SnakeSkin, TL Easy	PaceStar	Black	Snake	1.0-2.4	15-35	830	29	67	120 kg	11600794
29"			LiteSkin	PaceStar	Black	Lite	1.0-2.4	15-35	720	25	127	120 kg	11600796
	54-622	29x2.10	LiteSkin	PaceStar	Black	Lite	2.0-4.0	30-55	485	17	127	110 kg	11600384.01
			SnakeSkin, TL Easy	PaceStar	Black	Snake	2.0-4.0	30-55	560	20	67	110 kg	11600553.01
	57-622	29x2.25	LiteSkin	PaceStar	Black	Lite	1.8-3.7	26-54	520	18	127	120 kg	11600385.01
			SnakeSkin, TL Easy	PaceStar	Black	Snake	1.8-3.7	26-54	610	22	67	120 kg	11600492.01

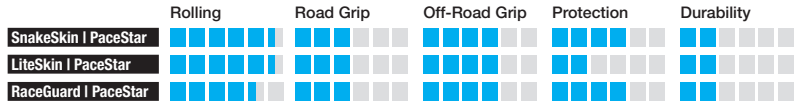
Performance Line, Folding tire

24"	54-507	24x2.10	Performance	Dual	Black	Lite	2.0-4.0	30-55	445	16	67	90 kg	11600506.01
26"	54-559	26x2.10	Performance	Dual	Black	Lite	2.0-4.0	30-55	480	17	67	100 kg	11600387.01
	57-559	26x2.25	Performance	Dual	Black	Lite	1.8-3.7	26-54	510	18	67	110 kg	11600388.01
NEW 27.5"	57-584	27.5x2.25, 650B	Performance	Dual	Black	Lite	1.8-3.7	26-54	540	19	67	110 kg	11600517.01
29"	54-622	29x2.10	Performance	Dual	Black	Lite	2.0-4.0	30-55	535	19	67	110 kg	11600389.01
	57-622	29x2.25	Performance	Dual	Black	Lite	1.8-3.7	26-54	570	20	67	110 kg	11600390.01



THUNDER BURT

Lightning fast with Thunder Burt. The tire development goal was to combine the best of Racing Ralph and Furious Fred. At less than 400 g, the weight is almost exactly in the middle. With its many small lugs Thunder Burt is close on the heels of Racing Ralph regarding grip and in terms of rolling resistance he is even better than Furious Fred.



FURIOUS FRED

Our lightest. Is the track drying out? Can you risk a puncture? Is your technical riding skill excellent? OK - you are ready for Furious Fred. Tread design optimized for speed, minimal material, 127-epi-Evo-carcass, PaceStar Triple Compound.

! Warning! To anyone who wants everything. Furious Fred is the fastest MTB tire - Ever! But be aware: It is not an allrounder. Grip is limited and risk of puncturing is high.



THUNDER BURT HS 451, Evolution Line, Folding tire

	ETRTO	Size	!	☿	●	Skin	Bar	Psi	g	oz	EPI	Load	Art.-No.
27.5"	54-584	27.5x2.10, 650B	LiteSkin	PaceStar	Black	Lite	2.0-4.0	30-55	415	15	127	100 kg	11600530.01
			SnakeSkin, TL Easy	PaceStar	Black	Snake	2.0-4.0	30-55	480	17	67	100 kg	11600623.01
	57-584	27.5x2.25, 650B	SnakeSkin, TL Easy	PaceStar	Black	Snake	1.8-3.7	26-54	540	19	67	110 kg	11600655
29"	54-622	29x2.10	LiteSkin	PaceStar	Black	Lite	2.0-4.0	30-55	435	15	127	110 kg	11600510.01
			SnakeSkin, TL Easy	PaceStar	Black	Snake	2.0-4.0	30-55	515	18	67	110 kg	11600562.01
			RaceGuard	PaceStar	Black	Lite	2.0-4.0	30-55	490	17	127	110 kg	11600566.01
	57-622	29x2.25	SnakeSkin, TL Easy	PaceStar	Black	Snake	1.8-3.7	26-54	575	20	67	120 kg	11600657

FURIOUS FRED HS 395, Evolution Line, Folding tire

29"	50-622	29x2.00	LiteSkin	PaceStar	Black	Lite	2.2-4.3	32-62	360	13	127	100 kg	11600075.02
-----	--------	---------	----------	----------	-------	------	---------	-------	-----	----	-----	--------	-------------

! Our tip for the ideal tire combination on your bike:



Tour: Nobby Nic + Racing Ralph




Race: Rocket Ron + Thunder Burt



TOUGH TOM | RAPID ROB

Top Choice for rookies. The old dream pairing reunited. Rapid Rob uses the former profile of Racing Ralph and for many years it has proved an attractive entry-level model. Tough Tom is a new addition, and adopting the previous Nobby Nic profile. It's the right choice for rougher trails or for the front wheel.

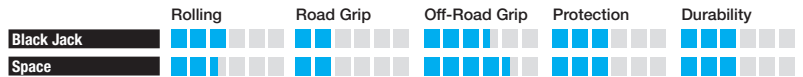


BLACK JACK

Versatile tread with good grip and easy rolling.

SPACE

Gravity tire at an affordable price



TOUGH TOM HS 411, Active Line, Wired tire

	ETRTO	Size	!	☿	●	Skin	Bar	Psi	g	oz	EPI	Load	Art.-No.
26"	57-559	26x2.25	K-Guard	SBC	Black	Lite	1.8-3.7	26-54	705	25	50	110 kg	11101027
27.5"	57-584	27.5x2.25, 650B	K-Guard	SBC	Black	Lite	1.8-3.7	26-54	730	26	50	110 kg	11101020
	60-584	27.5x2.35, 650B	K-Guard	SBC	Black	Lite	1.6-3.5	23-50	785	28	50	115 kg	11101028
29"	57-622	29x2.25	K-Guard	SBC	Black	Lite	1.8-3.7	26-54	795	28	50	120 kg	11101026

RAPID ROB HS 391, Active Line, Wired tire

26"	54-559	26x2.10	K-Guard	SBC	Black	Lite	2.0-4.0	30-55	650	23	50	100 kg	11100331.01
	57-559	26x2.25	K-Guard	SBC	Black	Lite	1.8-3.7	26-54	720	25	50	110 kg	11100332.01
			K-Guard	SBC	White Stripes	Lite	1.8-3.7	26-54	720	25	50	110 kg	11100370.01
27.5"	54-584	27.5x2.10, 650B	K-Guard	SBC	Black	Lite	2.0-4.0	30-55	680	24	50	100 kg	11100752
	57-584	27.5x2.25, 650B	K-Guard	SBC	Black	Lite	1.8-3.7	26-54	750	26	50	110 kg	11100580
28"	35-622	28x1.35, 700x35C	K-Guard	SBC	Black	Lite	3.5-6.0	50-85	480	17	50	70 kg	11100333.01
29"	54-622	29x2.10	K-Guard	SBC	Black	Lite	2.0-4.0	30-55	725	26	50	110 kg	11100581
	57-622	29x2.25	K-Guard	SBC	Black	Lite	1.8-3.7	26-54	790	28	50	120 kg	11100334.01

BLACK JACK HS 407, Active Line, Wired tire

12"	47-203	12x1.90	K-Guard	SBC	Black	Lite	2.0-4.5	30-65	260	9	50	50 kg	11100043.01
16"	47-305	16x1.90	K-Guard	SBC	Black	Lite	2.0-4.5	30-65	360	13	50	55 kg	11100065.01
18"	47-355	18x1.90	K-Guard	SBC	Black	Lite	2.0-4.5	30-65	420	15	50	65 kg	11100066.01
20"	47-406	20x1.90	K-Guard	SBC	Black	Lite	2.0-4.5	30-65	450	16	50	65 kg	11116407.01
24"	47-507	24x1.90	K-Guard	SBC	Black	Lite	2.0-4.5	30-65	560	20	50	70 kg	11125407.01
	54-507	24x2.10	K-Guard	SBC	Black	Lite	2.0-4.5	30-65	670	24	50	100 kg	11126417.01
26"	47-559	26x1.90	K-Guard	SBC	Black	Lite	2.0-4.5	30-65	605	21	50	85 kg	11131407.01
	50-559	26x2.00	K-Guard	SBC	Black	Lite	2.0-4.5	30-65	640	23	50	90 kg	11132397.01
	54-559	26x2.10	K-Guard	SBC	Black	Lite	2.0-4.5	30-65	740	26	50	100 kg	11132417.01
	57-559	26x2.25	K-Guard	SBC	Black	Lite	2.0-4.0	30-55	820	29	50	110 kg	11133427.01

SPACE HS 326, Active Line, Wired tire

26"	60-559	26x2.35	K-Guard	SBC	Black	Twin	2.0-4.0	30-55	1060	37	50	115 kg	11133328.01
-----	--------	---------	---------	-----	-------	------	---------	-------	------	----	----	--------	-------------

SMART SAM

What makes an almost perfect all-rounder even better? No easy challenge for the Schwalbe senior developer. The result, however, is outstanding. The tread of the new Smart Sam is modern and balanced at the same time. The compact central rib provides comfortable rolling; the edged outer lugs guarantee optimized off-road-grip. For this reason Smart Sam is reliable in every condition and even rolls well on roads.



NEW

27.5+

Smart Sam Plus First class all-rounder with extra puncture protection due to the 3mm GreenGuard layer. ECE-R75 approved for great riding fun on you E-MTB.



	Rolling	Road Grip	Off-Road Grip	Protection	Durability
Performance Dual	██████████	██████████	██████████	██████████	██████████
Perf. Double Defense	██████████	██████████	██████████	██████████	██████████
Smart Sam Plus	██████████	██████████	██████████	██████████	██████████

NEW

SMART SAM HS 476, Performance Line, Folding tire

	ETRTO	Size	!	⚡	⚙	●	Skin	Bar	Psi	g	oz	EPI	Load	Art.-No.	
26"	54-559	26x2.10	Performance		Dual	Black	Lite	2.0-4.0	30-55	560	20	67	100 kg	11600916	
	57-559	26x2.25	Performance		Dual	Black	Lite	1.8-3.7	26-54	625	22	67	110 kg	11600917	
27.5"	57-584	27.5x2.25, 650B	Double Defense	E-50	Dual	Black	Snake	1.8-3.7	26-54	830	29	67	121 kg	11600982	
	65-584	27.5x2.60, 650B	Double Defense	E-50	Dual	Black	Snake	1.2-2.6	17-38	930	33	67	121 kg	11600984	
29"	57-622	29x2.25	Double Defense	E-50	Dual	Black	Snake	1.8-3.7	26-54	885	31	67	121 kg	11600985	
<i>Performance Line, Wired tire</i>															
24"	54-507	24x2.10	Performance		Dual	Black	Lite	2.0-4.0	30-55	515	18	67	100 kg	11101229	
26"	54-559	26x2.10	Performance		Dual	Black	Lite	2.0-4.0	30-55	645	23	67	100 kg	11101178	
			RaceGuard		Dual	Black-Reflex	Lite	2.0-4.0	30-55	680	24	67	100 kg	11101179	
	57-559	26x2.25	Performance		Dual	Black	Lite	1.8-3.7	26-54	765	27	67	110 kg	11101181	
			Performance		Dual	White Stripes	Lite	1.8-3.7	26-54	765	27	67	110 kg	11101182	
27.5"	54-584	27.5x2.10, 650B	Performance		Dual	Black	Lite	2.0-4.0	30-55	675	24	67	100 kg	11101146	
	57-584	27.5x2.25, 650B	Performance		Dual	Black	Lite	1.8-3.7	26-54	740	26	67	110 kg	11101147	
	65-584	27.5x2.60, 650B	Performance		Dual	Black	Lite	1.2-2.6	17-38	850	30	67	115 kg	11101154	
28"	37-622	28x1.40, 700x35C	Performance		Dual	Black	Lite	3.5-6.0	50-85	475	17	67	100 kg	11101134	
			Performance		Dual	Black-Reflex	Lite	3.5-6.0	50-85	475	17	67	100 kg	11101137	
	42-622	28x1.60, 700x40C	Performance		Dual	Black	Lite	3.5-6.0	50-85	555	20	67	110 kg	11101135	
			Performance		Dual	Black-Reflex	Lite	3.5-6.0	50-85	555	20	67	110 kg	11101138	
29"	44-622	28x1.65	Performance		Dual	Black	Lite	3.0-5.0	45-70	590	21	67	110 kg	11101150	
			Performance		Dual	Black-Reflex	Lite	3.0-5.0	45-70	590	21	67	110 kg	11101151	
			Performance		Dual	Black	Lite	3.0-5.0	45-70	595	21	67	110 kg	11101136	
	54-622	29x2.10	Performance		Dual	Black	Lite	2.0-4.0	30-55	720	25	67	110 kg	11101139	
	57-622	29x2.25	Performance		Dual	Black	Lite	1.8-3.7	26-54	810	29	67	120 kg	11101142	

NEW


SMART SAM PLUS HS 476, Performance Line, Wired tire

26"	54-559	26x2.10	GreenGuard		Dual	Black	Snake	2.0-4.0	30-55	895	32	67	100 kg	11101177
	57-559	26x2.25	GreenGuard	E-50	Dual	Black	Snake	1.8-3.7	26-54	980	35	67	121 kg	11101180
27.5"	57-584	27.5x2.25, 650B	GreenGuard	E-50	Dual	Black	Snake	1.8-3.7	26-54	1025	36	67	121 kg	11101148
28"	42-622	28x1.60, 700x40C	GreenGuard		Dual	Black	Snake	3.5-6.0	50-85	840	30	67	110 kg	11101183
29"	54-622	29x2.10	GreenGuard	E-50	Dual	Black	Snake	2.0-4.0	30-55	995	35	67	121 kg	11101143
	57-622	29x2.25	GreenGuard	E-50	Dual	Black	Snake	1.8-3.7	26-54	1090	38	67	121 kg	11101152



HURRICANE

Hurricane rolls fast and noiselessly, offering sufficient traction for short off-road excursions.



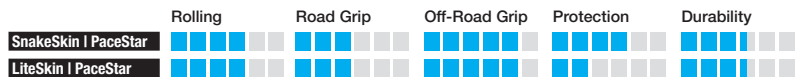
CX COMP

Light and economical. A tire with a low, semi-slick profile. Fast rolling and with good cornering grip.



JUMBO JIM

Bigger is better. This is especially true if you want to cycle in deep snow or loose sand. In these conditions only large volume combined with extremely low air pressure can help. Schwalbe's Jumbo Jim is an extremely light-bike Fat Tire. In the usual Fat-Bike 4 inch width, it weighs less than 1000 g. Alternatively, it is also available in extra wide 4.40 or 4.80 inches.



HURRICANE HS 352, Performance Line, Wired tire

	ETRTO	Size	!	⚡	⚙️	⚫	Skin	Bar	Psi	g	oz	EPI	Load	Art.-No.
26"	50-559	26x2.00	RaceGuard		Dual	Black-Reflex	Lite	2.5-5.0	35-70	690	24	67	105 kg	11100123.01
			Performance		Dual	Black	Lite	2.5-5.0	35-70	650	23	67	105 kg	11100122.02
27.5"	50-584	27.5x2.00, 650B	Performance		Dual	Black	Lite	2.5-5.0	35-70	670	24	67	105 kg	11101109
28"	42-622	28x1.60, 700x40C	RaceGuard		Dual	Black-Reflex	Lite	3.5-6.0	50-85	590	21	67	100 kg	11100193.01
			Performance		Dual	Black	Lite	3.5-6.0	50-85	540	19	67	100 kg	11100190.02
29"	50-622	29x2.00	Performance		Dual	Black	Lite	2.5-5.0	35-70	725	26	67	105 kg	11100790.01

CX COMP HS 369, Active Line, Wired tire

	ETRTO	Size	!	⚡	⚙️	⚫	Skin	Bar	Psi	g	oz	EPI	Load	Art.-No.		
20"	47-406	20x1.75	K-Guard		SBC	Black-Reflex	Lite	2.0-4.5	30-65	425	15	50	65 kg	11100125.01		
24"	47-507	24x1.75	K-Guard		SBC	Black-Reflex	Lite	2.0-4.5	30-65	525	19	50	70 kg	11100126.01		
26"	50-559	26x2.00	K-Guard		SBC	Black	Lite	2.0-4.5	30-65	620	22	50	90 kg	11139369.01		
			K-Guard		SBC	Black-Reflex	Lite	2.0-4.5	30-65	620	22	50	90 kg	11139979.01		
28"	30-622	28x1.20, 700x30C	K-Guard		SBC	Black	Lite	3.0-5.5	45-80	430	15	50	55 kg	11148969.01		
			35-622	28x1.35, 700x35C	K-Guard		SBC	Black	Lite	2.5-4.5	35-65	480	17	50	60 kg	11149369.01
			K-Guard		SBC	Black-Reflex	Lite	2.5-4.5	35-65	480	17	50	60 kg	11149979.01		
			40-622	28x1.50, 700x38C	K-Guard		SBC	Black	Lite	2.5-4.5	35-65	550	19	50	80 kg	11150369.01
			K-Guard		SBC	Black-Reflex	Lite	2.5-4.5	35-65	550	19	50	80 kg	11150368.01		

JUMBO JIM HS 466, Evolution Line, Folding tire

	ETRTO	Size	!	⚡	⚙️	⚫	Skin	Bar	Psi	g	oz	EPI	Load	Art.-No.
26"	100-559	26x4.00	SnakeSkin, TL Easy		PaceStar	Black	Snake	0.4-2.0	5-30	1090	38	127	120 kg	11600715
			LiteSkin		PaceStar	Black	Lite	0.4-2.0	5-30	990	35	127	120 kg	11600714
NEW NEW	110-559	26x4.40	SnakeSkin, TL Easy		PaceStar	Black	Snake	0.4-2.0	5-30	1230	43	127	120 kg	11600815
			LiteSkin		PaceStar	Black	Lite	0.4-2.0	5-30	1120	40	127	120 kg	11600813
	120-559	26x4.80	SnakeSkin, TL Easy		PaceStar	Black	Snake	0.4-2.0	5-30	1290	46	127	120 kg	11600717
			LiteSkin		PaceStar	Black	Lite	0.4-2.0	5-30	1190	42	127	120 kg	11600716

Timo Pritzel: It puzzled me how heavily and badly other tires ran. Makers obviously thought that Dirt Jumping riders didn't care about rolling resistance and light weight, but it is exactly the opposite. Schwalbe converted my feedback into the superb Table Top tire!"

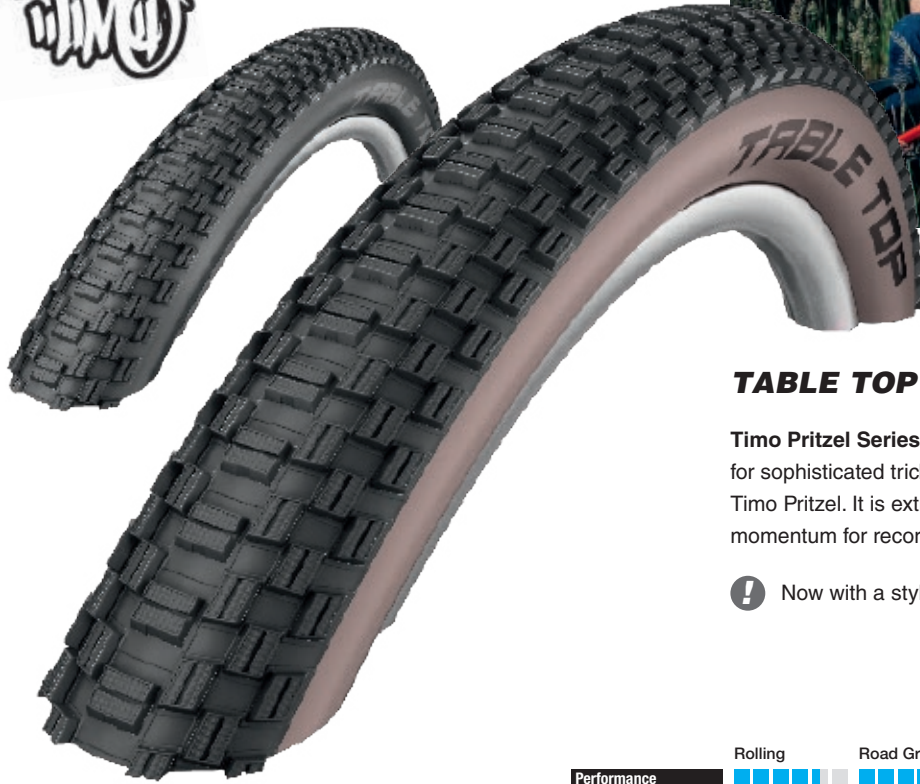


TABLE TOP

Timo Pritzel Series. Closed block tread is the outstanding basis for sophisticated tricks. We developed this tire together with Timo Pritzel. It is extremely light, in order to give Timo maximum momentum for record jumps.

! Now with a stylish sidewall in classic-skin color.



CRAZY BOB

Chilled on wild tricks and steep ramps. The wraparound tread has great grip in half-pipes. Special strengthening protects the sidewalls



JUMPIN' JACK

Born to jump in the dirt. Designed for "Dirt" riding, large regular lugs give outstanding grip in sand and dirt. Special strengthening protects the sidewalls.





BIG STREET

Big Apple goes BMX. With these specifications the comfortable balloon tire becomes a thoroughbred BMX tire.

Big Street is perfect for Street and Park. Dual Compound for excellent grip. SnakeSkin fabric for stable sidewalls.

In a folding version it offers moderate weight.



MAD MIKE | KNOBBY

Proven BMX profiles in an affordable standard version.

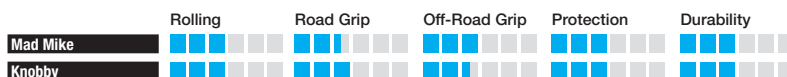


TABLE TOP HS 373, Performance Line, Folding tire

	ETRTO	Size	!	⚡	⚙	⚪	Skin	Bar	Psi	g	oz	EPI	Load	Art.-No.
26"	57-559	26x2.25	Performance		Dual	Classic-Skin	Lite	2.0-4.0	30-55	590	21	67	110 kg	11600837

Performance Line, Wired tire

24"	57-507	24x2.25	Performance		Dual	Black	Lite	2.0-4.0	30-55	605	21	67	100 kg	11100127.02
26"	57-559	26x2.25	Performance		Dual	Black	Lite	2.0-4.0	30-55	670	24	67	110 kg	11100128.02

CRAZY BOB HS 356, Performance Line, Wired tire

20"	54-406	20x2.10	Performance		Dual	Black	Twin	4.5-7.0	65-100	720	25	67	100 kg	11100131.02
24"	60-507	24x2.35	Performance	E-50	Dual	Black	Twin	2.0-4.5	30-65	995	35	67	132 kg	11100132.02
26"	60-559	26x2.35	Performance	E-50	Dual	Black	Twin	2.0-4.5	30-65	1060	37	67	145 kg	11100133.02

JUMPIN' JACK HS 331, Performance Line, Wired tire

20"	54-406	20x2.10	Performance		Dual	Black	Twin	2.0-4.5	30-65	640	23	67	80 kg	11100134.02
	57-406	20x2.25	Performance		Dual	Black	Twin	2.0-4.5	30-65	770	27	67	90 kg	11100135.02

BIG STREET HS 430, Performance Line, Folding tire

20"	55-406	20x2.15	SnakeSkin		Dual	Black	Snake	2.0-4.0	30-55	485	17	67	95 kg	11600791
-----	--------	---------	-----------	--	------	-------	-------	---------	-------	-----	----	----	-------	----------

MAD MIKE HS 137, Active Line, Wired tire

16"	47-305	16x1.75	K-Guard		SBC	Black	Twin	2.5-4.5	35-65	430	15	50	40 kg	11106400.01
	57-305	16x2.125	K-Guard		SBC	Black	Twin	2.5-4.5	35-65	540	19	50	55 kg	11107400.01
20"	47-406	20x1.75	K-Guard		SBC	Black	Twin	2.5-4.5	35-65	580	20	50	50 kg	11116400.01
	57-406	20x2.125	K-Guard		SBC	Black	Twin	2.5-4.5	35-65	720	25	50	70 kg	11117400.01

KNOBBY HS 160, Active Line, Wired tire

20"	54-406	20x2.00	K-Guard		SBC	Black	Twin	2.5-4.5	35-65	750	26	50	75 kg	11117028.01
-----	--------	---------	---------	--	-----	-------	------	---------	-------	-----	----	----	-------	-------------




Aluminum Spike
(Evolution Line)



Steel Spike
(Performance & Active Line)

ICE SPIKER PRO

Lighter, grippier, faster. The 'turbo' of spike tires. With 361 spikes it bites firmly into icy roads. The tungsten carbide core of each spike is clad in weight-saving aluminum. The scales stop at 835 g., yet the tire remains agile and sporty.



ICE SPIKER PRO HS 379, Evolution Line, Folding tire, Aluminium Spikes

	ETRTO	Size	!	Spikes	♂	●	Skin	Bar	Psi	g	oz	EPI	Load	Art.-No.
27.5"	57-584	27.5x2.25, 650B	LiteSkin	378	Winter	Black	Lite	1.8-3.7	26-54	835	29	67	110 kg	11600628
29"	57-622	29x2.25	LiteSkin	402	Winter	Black	Lite	1.8-3.7	26-54	890	31	67	120 kg	11600272.02

Performance Line, Wired tire, Steel Spikes

26"	54-559	26x2.10	RaceGuard	361	Winter	Black	Lite	2.0-4.0	30-55	995	35	67	100 kg	11100937
27.5"	57-584	27.5x2.25, 650B	RaceGuard	378	Winter	Black	Lite	1.8-3.7	26-54	1100	39	67	110 kg	11100939
29"	57-622	29x2.25	RaceGuard	402	Winter	Black	Lite	1.8-3.7	26-54	1170	41	67	120 kg	11100938

MARATHON WINTER HS 396, Performance Line, Wired tire

20"	42-406	20x1.60	RaceGuard	168	Winter	Black-Reflex	Twin	2.0-5.0	30-70	675	24	67	70 kg	11116448.01
24"	47-507	24x1.75	RaceGuard	184	Winter	Black-Reflex	Twin	2.0-5.0	30-70	960	34	67	90 kg	11125444.01
26"	47-559	26x1.75	RaceGuard	200	Winter	Black-Reflex	Twin	2.0-5.0	30-70	1025	36	67	100 kg	11136448.01
	50-559	26x2.00	RaceGuard	200	Winter	Black-Reflex	Twin	2.5-5.0	35-70	1150	41	67	105 kg	11100598
28"	35-622	28x1.35, 700x35C	RaceGuard	240	Winter	Black-Reflex	Twin	2.5-6.0	35-85	920	32	67	80 kg	11126448.01
	42-622	28x1.60, 700x40C	RaceGuard	240	Winter	Black-Reflex	Twin	2.0-5.0	30-70	970	34	67	90 kg	11156448.01
	50-622	28x2.00	RaceGuard	208	Winter	Black-Reflex	Twin	2.5-5.0	35-70	1265	45	67	115 kg	11100597

WINTER HS 396, Active Line, Wired tire

16"	30-349	16x1.20	K-Guard	72	Winter	Black-Reflex	Twin	4.5-8.0	65-115	465	16	50	65 kg	11100905
18"	42-355	18x1.60	K-Guard	76	Winter	Black-Reflex	Twin	3.5-6.0	50-85	540	19	50	65 kg	11100906
26"	47-559	26x1.75	K-Guard	100	Winter	Black-Reflex	Twin	2.0-5.0	30-70	1000	35	50	100 kg	11100599
28"	30-622	28x1.20, 700x30C	K-Guard	118	Winter	Black-Reflex	Twin	3.5-6.5	50-95	805	28	50	75 kg	11100600
	35-622	28x1.35, 700x35C	K-Guard	120	Winter	Black-Reflex	Twin	2.5-6.0	35-85	870	31	50	80 kg	11100601
	42-622	28x1.60, 700x40C	K-Guard	120	Winter	Black-Reflex	Twin	2.0-5.0	30-70	905	32	50	90 kg	11100602
	40-635	28x1½, 700x38B	K-Guard	116	Winter	Black-Reflex	Twin	2.5-5.0	35-70	925	33	50	85 kg	11100879



DOUBLE VICTORY FOR SCHWALBE

The Swedes surely know. Because winter bike riding in Scandinavia, is only possible with studded tires. In November 2014, the large

circulation Swedish newspaper "Göteborgs-Posten" tested seven studded tires of five brands - Schwalbe, Continental, Suomi Tyres, Kenda, Biltema. The result: victory for the Schwalbe

Marathon Winter and second place for Schwalbe Winter. Peak achievements were mainly for durability, grip and low rolling resistance for almost all of the testers.

1 2 3 **4** 5 6 7
SCHWALBE PROTECTION



MARATHON WINTER

For a safer journey. You have full control on icy roads with the Marathon Winter. Even in tight bends and under violent braking everything remains under control. The spikes work best on ice when running at minimum pressure, while at maximum pressure the tires can be ridden on ice-free roads with minimal road noise.

1 2 **3** 4 5 6 7
SCHWALBE PROTECTION



WINTER

Reduced to its essentials. With half the amount of spikes, the Winter provides excellent control on glassy ice. Only in extreme cornering is its big brother Marathon Winter superior. With 50 EPI carcass, reflective lines and K-Guard it offers great benefits at an entry-level price.

FAQ

Can it also be ridden on a normal road?

Without any problem, but if the road is only rarely covered with snow the resulting tire noise may prove annoying.

And it won't slide out in cornering?

No. The spikes 'claw' really well into normal asphalt roads and even fast cornering is not a problem.

Aren't spikes illegal?

Bike tire spikes are no problem. Only motor vehicles spikes are prohibited in some countries, because they damage the road. Fast E-bikes are however considered motor vehicles.

Do the tires have to be run in?

In order to ensure that spikes are permanently fixed, tires should be run in for about 40km on asphalt, while avoiding any fast acceleration or heavy braking.

What is the lifespan of the spikes?

All Schwalbe spikes have a core made of extremely hard wearing tungsten carbide, so they can cover a few thousand kilometers. It is normal for the spike edges to round off and for them to become more deeply embedded.

What are the tires' limitations?

In deep snow even spike tires won't help.

In certain areas snow rarely stays around long. Are spike tires still an option?

It would be best to mount the tires on your second bike. Depending upon the morning weather, use the most suitable bike. On icy roads, when even cars are having problems, it is a great feeling to be in full control on spike tires.

Some spikes came out. Can they be replaced?

Yes, we offer a set of replacement spikes incl. tool. Can be easily installed with the special tool.

50 Alu-Spikes, Art.-No. 5508

50 Steel-Spikes, Art.-No. 5506

50 Steel-Spikes incl. tool for easy insertion. Art.-No. 5512



Aluminum spikes are used in Evolution Line tires for weight saving. However, both spike types can be used on all Schwalbe studded tires.

THE NEW MARATHON

GI

THE URBAN
WAY
TO RIDE

1 2 3 4 5 **6** 7
 SCHWALBE PROTECTION
 E-BIKE READY **50**



NEW

MARATHON GT

The new one. The dynamic Marathon with extra comfort. For everyone who wants to be mobile every day - while completely trusting in their beloved bicycle. The exclusive tread design hides the newly developed DualGuard, which protects against cuts and punctures in the same reliable way.



NEW

MARATHON GT HS 480, Performance Line, Wired tire

	ETRTO	Size	!	⚡	⚙️	⚫	Skin	Bar	Psi	g	oz	EPI	Load	Art.-No.
28"	37-622	28x1.40, 700x35C	DualGuard	E-50	Endurance	Black-Reflex	Twin	4.0-6.0	55-85	765	27	67	95 kg	11101117
	40-622	28x1.50, 700x38C	DualGuard	E-50	Endurance	Black-Reflex	Twin	3.5-6.0	50-85	870	31	67	100 kg	11101118
	50-622	28x2.00	DualGuard	E-50	Endurance	Black-Reflex	Twin	2.5-5.0	35-70	1100	39	67	121 kg	11101119

1 2 3 4 5 **6** 7
 SCHWALBE PROTECTION
 E-BIKE READY **50**



NEW

MARATHON GT 365

1 tire. 4 seasons, 365 days no tire change necessary. The Marathon GT 365 is the first tire which you will ride safely throughout the year in almost every condition. The new lamella tread and the specially developed "FourSeason" compound provide full grip, no matter what time of the year you ride your bike. Of course fitted with DualGuard puncture protection technology for maximum safety.

! The GT 365 is the perfect solution for almost every condition. But on icy roads only real spike tires provide reliable grip.



NEW

MARATHON GT 365 HS 475, Performance Line, Wired tire

	ETRTO	Size	!	⚡	⚙️	⚫	Skin	Bar	Psi	g	oz	EPI	Load	Art.-No.
26"	50-559	26x2.00	DualGuard	E-50	FourSeason	Black-Reflex	Twin	2.0-5.0	30-70	990	33	67	118 kg	11101203
28"	37-622	28x1.40, 700x35C	DualGuard	E-50	FourSeason	Black-Reflex	Twin	3.5-6.0	50-85	765	21	67	95 kg	11101204
	40-622	28x1.50, 700x38C	DualGuard	E-50	FourSeason	Black-Reflex	Twin	2.5-5.5	35-80	850	26	67	100 kg	11101205

MARATHON EVO

1 2 3 4 5 **6** 7
 SCHWALBE PROTECTION
 E-BIKE READY **25**

MICROSKIN
 Tubeless
 EASY



MARATHON ALMOTION

The next evolutionary phase. Anyone who wants to exploit the potential of modern tire technology wholeheartedly rides Tubeless. Tubeless tires guarantee the lowest rolling resistance while maintaining a very high puncture resistance.

! Now all sizes from Marathon Almotion are equipped for tubeless operation. The patented Microskin construction tires are also significantly lighter. Of course, a normal tube can also be used.

*(This rating refers to tubeless operation)



1 2 3 4 5 **6** 7
 SCHWALBE PROTECTION
 E-BIKE READY **25**

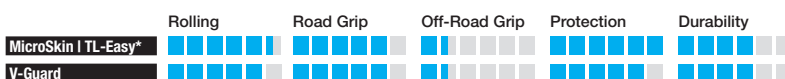
MICROSKIN
 Tubeless
 EASY



MARATHON SUPREME

Dynamic in its purest form. The Supreme was the first Evolution line Marathon and now it is its second generation. The new OneStar compound makes it even faster. With the new profile it not only looks good, but also rolls more nimbly than ever before. Maximum comfort and speed are achieved in its Tubeless Easy version - unbeatable at the very fastest.

*(This rating refers to tubeless operation)



MARATHON ALMOTION HS 453, Evolution Line, Folding tire

	ETRTO	Size	!	⚡	⊗	●	Skin	Bar	Psi	g	oz	EPI	Load	Art.-No.
26"	55-559	26x2.15	MicroSkin, TL Easy	E-25	OneStar	Black-Reflex	Micro	2.0-4.0	30-55	815	29	67	130 kg	11600832
27.5"	50-584	27.5x2.00, 650B	MicroSkin, TL Easy	E-25	OneStar	Black-Reflex	Micro	2.5-4.5	35-65	750	26	67	120 kg	11600833
28"	40-622	28x1.50, 700x38C	MicroSkin, TL Easy	E-25	OneStar	Black-Reflex	Micro	3.5-5.5	50-80	655	23	67	110 kg	11600834
	50-622	28x2.00	MicroSkin, TL Easy	E-25	OneStar	Black-Reflex	Micro	2.5-4.5	35-65	810	29	67	125 kg	11600835
	55-622	28x2.15	MicroSkin, TL Easy	E-25	OneStar	Black-Reflex	Micro	2.0-4.0	30-55	910	32	67	130 kg	11600836

MARATHON SUPREME HS 469, Evolution Line, Folding tire

	ETRTO	Size	!	⚡	⊗	●	Skin	Bar	Psi	g	oz	EPI	Load	Art.-No.
26"	42-559	26x1.60	V-Guard	E-25	OneStar	Black-Reflex	Lite	3.5-5.5	50-80	440	16	67	100 kg	11600776
	50-559	26x2.00	V-Guard	E-25	OneStar	Black-Reflex	Lite	2.5-4.5	35-65	560	20	67	120 kg	11600777
27.5"	42-584	27.5x1.60, 650B	V-Guard	E-25	OneStar	Black-Reflex	Lite	3.5-5.5	50-80	470	17	67	105 kg	11600778
	50-584	27.5x2.00, 650B	V-Guard	E-25	OneStar	Black-Reflex	Lite	2.5-4.5	35-65	600	21	67	120 kg	11600779
28"	32-622	28x1.25, 700x32C	V-Guard	E-25	OneStar	Black-Reflex	Lite	4.5-6.5	65-95	380	13	67	85 kg	11600787
	37-622	28x1.40, 700x35C	V-Guard	E-25	OneStar	Black-Reflex	Lite	4.0-6.0	55-85	440	16	67	100 kg	11600780
			MicroSkin, TL Easy	E-25	OneStar	Black-Reflex	Micro	4.0-6.0	55-85	545	19	67	100 kg	11600831
	42-622	28x1.60, 700x40C	V-Guard	E-25	OneStar	Black-Reflex	Lite	3.5-5.5	50-80	490	17	67	110 kg	11600758
			MicroSkin, TL Easy	E-25	OneStar	Black-Reflex	Micro	3.5-5.5	50-80	595	21	67	110 kg	11600823
	50-622	28x2.00	V-Guard	E-25	OneStar	Black-Reflex	Lite	2.5-4.5	35-65	640	23	67	125 kg	11600782

aktiv
Radfahren
 Testsieger
 1-2/2014

Trekkingbike
super

3/2014

Top-Produkt
 Tipp
RADTOUREN
 4/14
 Top-Produkt

GG
 Concepts

"Despite its all-round fabric protection and Green Guard the new Almotion runs extremely light. Top handling. Test Winner."

"A rolling miracle: Supple is the magic word. Thanks to the new construction the Schwalbe Almotion rolls super easy."

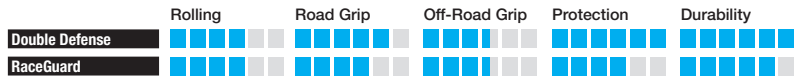
"Impressive: The tubeless Almotion needs only 20 watts, the lowest rolling resistance we have measured so far."

Bike guru Gerrit Gaastra was a driving force in our development of this product.



MARATHON MONDIAL

The ultimate touring tire, made for roads, tracks and trails of all continents. The tread pays homage to its legendary Marathon XR predecessor. Construction and compounding are naturally the very latest Schwalbe Evo technology. TravelStar compound for the best handling characteristics, Double Defense technology makes it light, but with an extremely robust construction. The world is round. Ride it.



MARATHON MONDIAL HS 428, Evolution Line, Folding tire

	ETRTO	Size	!	⚡	⚙	●	Skin	Bar	Psi	g	oz	EPI	Load	Art.-No.
26"	50-559	26x2.00	Double Defense	E-25	TravelStar	Black-Reflex	Snake	2.5-5.0	35-70	740	26	67	130 kg	11600244.02
	55-559	26x2.15	Double Defense	E-25	TravelStar	Black-Reflex	Snake	2.5-5.0	35-70	865	31	67	135 kg	11600302.02
27.5"	50-584	27.5x2.00, 650B	Double Defense	E-25	TravelStar	Black-Reflex	Snake	2.5-5.0	35-70	780	28	67	130 kg	11600785
28"	37-622	28x1.40, 700x35C	Double Defense	E-25	TravelStar	Black-Reflex	Snake	4.0-6.0	55-85	570	20	67	105 kg	11600246.02
	42-622	28x1.60, 700x40C	Double Defense	E-25	TravelStar	Black-Reflex	Snake	3.5-6.0	50-85	650	23	67	120 kg	11600243.02
	47-622	28x1.75	Double Defense	E-25	TravelStar	Black-Reflex	Snake	3.0-5.5	45-80	760	27	67	130 kg	11600245.02
	50-622	28x2.00	Double Defense	E-25	TravelStar	Black-Reflex	Snake	2.5-5.0	35-70	825	29	67	135 kg	11600379.02

Performance Line, Wired tire

26"	50-559	26x2.00	RaceGuard	E-25	Endurance	Black-Reflex	Lite	2.5-5.0	35-70	720	25	67	115 kg	11100307
28"	37-622	28x1.40, 700x35C	RaceGuard	E-25	Endurance	Black-Reflex	Lite	4.0-6.0	55-85	580	20	67	100 kg	11100308
	42-622	28x1.60, 700x40C	RaceGuard	E-25	Endurance	Black-Reflex	Lite	3.5-6.0	50-85	650	23	67	110 kg	11100309



MARATHON PLUS

The Flat-less tire. Schwalbe's best selling model. The most puncture resistant pneumatic tire there is. In addition to the superior puncture protection it features many inner values:

Rolling resistance. The patented, 5 mm thick SmartGuard layer, when compared to all generic products, has a significant advantage in rolling resistance.

Recycling. Also in the SmartGuard, we use a proportion of recycled rubber from old latex products.

"Anti-aging" side wall. It now lasts much longer before developing unsightly cracks when subjected to use with too low air pressure.

E-Bike ready. Due to its great properties Marathon Plus is the best choice for E-Bikes (E-25). The main sizes are approved and tested for E-bikes up to 50 km/h. See page 12.



Flat-less.
The movie.



MARATHON PLUS HS 440, Performance Line, Wired tire

	ETRTO	Size	!	⚡	⚙	⚫	Skin	Bar	Psi	g	oz	EPI	Load	Art.-No.
16"	35-349	16x1.35	SmartGuard	E-25	Endurance	Black-Reflex	Twin	4.5-7.5	65-110	480	17	67	65 kg	11100756
20"	35-406	20x1.35	SmartGuard	E-25	Endurance	Black-Reflex	Twin	4.5-7.0	65-100	560	20	67	70 kg	11100757
	47-406	20x1.75	SmartGuard	E-50	Endurance	Black-Reflex	Twin	3.5-5.0	50-70	725	26	67	80 kg	11100758
24"	47-507	24x1.75	SmartGuard	E-25	Endurance	Black-Reflex	Twin	3.0-5.0	45-70	920	32	67	95 kg	11100759
26"	35-559	26x1.35	SmartGuard	E-25	Endurance	Black-Reflex	Twin	4.5-7.0	65-100	775	27	67	85 kg	11100760
	40-559	26x1.50	SmartGuard	E-25	Endurance	Black-Reflex	Twin	4.0-6.5	55-95	870	31	67	100 kg	11100761
	47-559	26x1.75	SmartGuard	E-50	Endurance	Black-Reflex	Twin	3.0-5.0	45-70	995	35	67	109 kg	11100762
	50-559	26x2.00	SmartGuard	E-25	Endurance	Black-Reflex	Twin	2.0-5.0	30-70	1100	39	67	118 kg	11100763
	37-590	26x1 3/8, 650x35A	SmartGuard	E-25	Endurance	Black-Reflex	Twin	4.0-6.0	55-85	850	30	67	90 kg	11100764
	42-590	26x1 3/8, 650x40A	SmartGuard	E-25	Endurance	Black-Reflex	Twin	3.5-6.0	50-85	940	33	67	95 kg	11100765
27.5"	40-584	27.5x1.50, 650x38B	SmartGuard	E-50	Endurance	Black-Reflex	Twin	4.0-6.5	55-95	920	32	67	100 kg	11100881
28"	25-622	28x1.00, 700x25C	SmartGuard	E-25	Endurance	Black-Reflex	Twin	6.0-8.0	85-115	595	21	67	75 kg	11100766
	28-622	28x1.10, 700x28C	SmartGuard	E-25	Endurance	Black-Reflex	Twin	5.5-7.5	80-110	750	26	67	85 kg	11100767
	32-622	28x1.25, 700x32C	SmartGuard	E-25	Endurance	Black-Reflex	Twin	4.5-6.5	65-95	810	29	67	90 kg	11100768
	37-622	28x1.40, 700x35C	SmartGuard	E-50	Endurance	Black-Reflex	Twin	4.0-6.0	55-85	900	32	67	95 kg	11100769
	40-622	28x1.50, 700x38C	SmartGuard	E-50	Endurance	Black-Reflex	Twin	3.5-6.0	50-85	960	34	67	100 kg	11100770
	47-622	28x1.75	SmartGuard	E-50	Endurance	Black-Reflex	Twin	3.0-5.0	45-70	1100	39	67	115 kg	11100771
	40-635	28x1 1/2, 700x38B	SmartGuard	E-25	Endurance	Black-Reflex	Twin	3.5-6.0	50-85	1010	36	67	110 kg	11100772

Recycling. Old products made of natural rubber (such as gloves, tubes...) are crumbed and, over several procedural steps, used as base material in the puncture protection system.





MARATHON PLUS TOUR

Flat-less – with a purposeful trekking tread. Asphalt or off-road? Everyday use or bicycle expeditions? This versatile tire always does the job. Its robust construction handles almost any mistreatment. Protected by SmartGuard, the most effective puncture protection belt available for bicycle tires.



MARATHON PLUS MTB

The most puncture resistant MTB-tire is now approved for fast E-Bikes. With ECE-R75 mark. On the central ribs it rolls easily over hard paths, while strong outer lugs give great offroad traction. The SmartGuard provides superior puncture protection. Available in 26", 27.5" and 29".

! This tire impresses. Especially in the new, even wider 57mm options in 26" and 27.5".



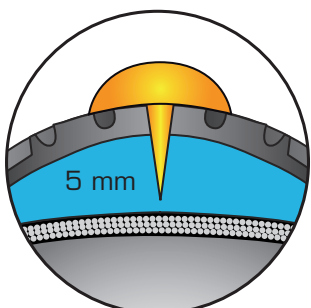
MARATHON PLUS TOUR HS 404, Performance Line, Wired tire

	ETRTO	Size	!	⚡	⚙	●	Skin	Bar	Psi	g	oz	EPI	Load	Art.-No.
26"	47-559	26x1.75	SmartGuard	E-25	Endurance	Black-Reflex	Twin	3.0-5.0	45-70	980	35	67	115 kg	11131404
	50-559	26x2.00	SmartGuard	E-25	Endurance	Black-Reflex	Twin	2.0-5.0	30-70	1100	39	67	130 kg	11132404
28"	37-622	28x1.40, 700x35C	SmartGuard	E-25	Endurance	Black-Reflex	Twin	3.5-6.0	50-85	890	31	67	105 kg	11149404
	42-622	28x1.60, 700x40C	SmartGuard	E-25	Endurance	Black-Reflex	Twin	3.5-6.0	50-85	940	33	67	120 kg	11150405
	47-622	28x1.75	SmartGuard	E-25	Endurance	Black-Reflex	Twin	3.0-5.0	45-70	1050	37	67	125 kg	11101057

MARATHON PLUS MTB HS 468, Performance Line, Wired tire

NEW	26"	54-559	26x2.10	SmartGuard	E-50	Dual	Black-Reflex	Twin	2.0-4.5	30-65	1150	41	67	121 kg	11101005
		57-559	26x2.25	SmartGuard	E-50	Dual	Black-Reflex	Twin	2.0-4.0	30-55	1260	44	67	125 kg	11101212
NEW	27.5"	54-584	27.5x2.10, 650B	SmartGuard	E-50	Dual	Black-Reflex	Twin	2.0-4.5	30-65	1200	42	67	125 kg	11101024
		57-584	27.5x2.25, 650B	SmartGuard	E-50	Dual	Black-Reflex	Twin	2.0-4.0	30-55	1295	46	67	125 kg	11101213
	29"	54-622	29x2.10	SmartGuard	E-50	Dual	Black-Reflex	Twin	2.0-4.5	30-65	1270	45	67	125 kg	11101025

! It is impossible to guarantee that a flat will never happen, but the Marathon Plus has the best defense against everyday tire wreckers such as glass, flints or metal shards. Use a pressure gauge to adjust tire pressures as the common 'thumb check' is insufficient due to the special construction of the Marathon Plus



Flat-less for everyone.

Only Marathon Plus tires make your bicycle flat-less.

The 5mm thick puncture guard protects even against thumbtacks.

www.schwalbe.com/unplattbar

MARATHON

The original: The archetypal high quality touring tire. The highly elastic GreenGuard layer is 3 mm thick. One third of the GreenGuard is made up of recycled latex products. The "Anti-Aging" sidewall can withstand the typical cracking that results from overloading due to insufficient inflation pressure for much longer.

E-Bike Ready. You can choose every Marathon for your E-Bike (E-25). The main sizes are approved and tested for E-bikes up to 50 km/h (E-50). See page 12.



MARATHON HS 420, Performance Line, Wired tire

	ETRTO	Size	!	⚡	⚙	⚫	Skin	Bar	Psi	g	oz	EPI	Load	Art.-No.
16"	47-305	16x1.75	GreenGuard	E-25	Endurance	Black-Reflex	Twin	3.5-5.0	50-70	500	18	67	70 kg	11100146
	35-349	16x1.35	GreenGuard	E-25	Endurance	Black-Reflex	Twin	4.5-7.5	65-110	420	15	67	65 kg	11100147
18"	44-355	18x1.65	GreenGuard	E-25	Endurance	Black-Reflex	Twin	4.0-6.0	55-85	465	16	67	70 kg	11100719
20"	40-406	20x1.50	GreenGuard	E-25	Endurance	Black-Reflex	Twin	4.0-7.0	55-100	530	19	67	80 kg	11100148
	47-406	20x1.75	GreenGuard	E-50	Endurance	Black-Reflex	Twin	3.5-5.0	50-70	640	23	67	80 kg	11100137
24"	47-507	24x1.75	GreenGuard	E-25	Endurance	Black-Reflex	Twin	3.0-5.0	45-70	800	28	67	95 kg	11100149
26"	32-559	26x1.25	GreenGuard	E-25	Endurance	Black-Reflex	Twin	4.5-6.5	65-95	580	20	67	80 kg	11100144
	40-559	26x1.50	GreenGuard	E-25	Endurance	Black-Reflex	Twin	4.0-7.0	55-100	730	26	67	100 kg	11100145
	47-559	26x1.75	GreenGuard	E-50	Endurance	Black-Reflex	Twin	3.0-5.0	45-70	875	31	67	109 kg	11100138
	50-559	26x2.00	GreenGuard	E-50	Endurance	Black-Reflex	Twin	2.0-5.0	30-70	970	34	67	118 kg	11100143
27"	37-590	26x1 3/8, 650x35A	GreenGuard	E-25	Endurance	Black-Reflex	Twin	4.0-6.0	55-85	700	25	67	90 kg	11100150
27"	32-630	27x1 1/4	GreenGuard	E-25	Endurance	Black-Reflex	Twin	4.5-6.5	65-95	660	23	67	90 kg	11100151
27.5"	44-584	27.5x1.65, 650x42B	GreenGuard	E-25	Endurance	Black-Reflex	Twin	3.5-6.0	50-85	820	29	67	105 kg	11100680
28"	23-622	28x0.90, 700x23C	GreenGuard	E-25	Endurance	Black-Reflex	Twin	6.0-9.0	85-130	430	15	67	70 kg	11100495
	25-622	28x1.00, 700x25C	GreenGuard	E-25	Endurance	Black-Reflex	Twin	6.0-8.0	85-115	520	18	67	75 kg	11100142
	28-622	28x1.10, 700x28C	GreenGuard	E-25	Endurance	Black-Reflex	Twin	5.5-7.5	80-110	560	20	67	85 kg	11100139
	32-622	28x1.25, 700x32C	GreenGuard	E-25	Endurance	Black-Reflex	Twin	4.5-6.5	65-95	640	23	67	90 kg	11100141
	37-622	28x1.40, 700x35C	GreenGuard	E-50	Endurance	Black-Reflex	Twin	4.0-6.0	55-85	730	26	67	95 kg	11100007
	40-622	28x1.50, 700x38C	GreenGuard	E-50	Endurance	Black-Reflex	Twin	3.5-6.0	50-85	810	29	67	100 kg	11100005
	47-622	28x1.75	GreenGuard	E-50	Endurance	Black-Reflex	Twin	3.0-5.0	45-70	985	35	67	115 kg	11100140
	50-622	28x2.00	GreenGuard	E-50	Endurance	Black-Reflex	Twin	2.5-5.0	35-70	1080	38	67	121 kg	11100613
	40-635	28x1 1/2, 700x38B	GreenGuard	E-25	Endurance	Black-Reflex	Twin	3.5-6.0	50-85	830	29	67	110 kg	11100152

Marathon Awards



reddot design award
winner 2011



1 2 3 **4** 5 6 7
 SCHWALBE PROTECTION
 E-BIKE READY **25**



MARATHON RACER

The lightest Marathon. RaceGuard for good puncture protection. SpeedGrip Compound for the best handling characteristics. LiteSkin sidewall.



1 2 3 **4** 5 6 7
 SCHWALBE PROTECTION
 E-BIKE READY **25**



MARATHON CROSS

Light. Sporty. Grippy. The Marathon Cross is back. With its low weight and grippy, all-terrain profile it convinces sporty and versatile everyday riders. Even with all of its sporting qualities it still remains a true Marathon with high mileage, reflective lines and RaceGuard protection belt.



MARATHON RACER HS 429, Performance Line, Wired tire

	ETRTO	Size	!	⚡	⚙️	⚫	Skin	Bar	Psi	g	oz	EPI	Load	Art.-No.
16"	40-305	16x1.50	RaceGuard	E-25	SpeedGrip	Black-Reflex	Lite	4.0-6.0	55-85	255	9	67	65 kg	11100296
18"	40-355	18x1.50	RaceGuard	E-25	SpeedGrip	Black-Reflex	Lite	4.0-6.0	55-85	295	10	67	70 kg	11100295
20"	40-406	20x1.50	RaceGuard	E-25	SpeedGrip	Black-Reflex	Lite	4.0-6.0	55-85	340	12	67	75 kg	11100294
26"	40-559	26x1.50	RaceGuard	E-25	SpeedGrip	Black-Reflex	Lite	4.0-6.0	55-85	465	16	67	95 kg	11100293
28"	30-622	28x1.20, 700x30C	RaceGuard	E-25	SpeedGrip	Black-Reflex	Lite	4.5-7.0	65-100	395	14	67	85 kg	11100291
	35-622	28x1.35, 700x35C	RaceGuard	E-25	SpeedGrip	Black-Reflex	Lite	4.5-6.5	65-95	465	16	67	95 kg	11100290
	40-622	28x1.50, 700x38C	RaceGuard	E-25	SpeedGrip	Black-Reflex	Lite	4.0-6.0	55-85	495	17	67	105 kg	11100289

MARATHON CROSS HS 470, Performance Line, Wired tire

26"	47-559	26x1.75	RaceGuard	E-25	SpeedGrip	Black-Reflex	Lite	3.0-5.0	45-70	630	22	67	110 kg	11101004
27.5"	44-584	27.5x1.65, 650x42B	RaceGuard	E-25	SpeedGrip	Black-Reflex	Lite	3.5-6.0	50-85	620	22	67	105 kg	11101017
28"	40-622	28x1.50, 700x38C	RaceGuard	E-25	SpeedGrip	Black-Reflex	Lite	3.5-6.0	50-85	560	20	67	100 kg	11101018



BIG APPLE

Air suspension built-in. The Big Apple started off the Balloonbike trend more than ten years ago: Comfortable cycling without using complicated technology! Air cushion tires are used as natural suspension. Inflated to around 2 Bar a Balloonbike rolls really easily and with a full suspension effect. A normal tire with a width of 37 mm must be inflated to a rock-hard 4 bar, in order to roll similarly well.



Big Apple Plus. Now enjoy Balloonbike comfort with extra safe 3 mm GreenGuard puncture protection.

	Rolling	Road Grip	Off-Road Grip	Protection	Durability
RaceGuard	■■■■■	■■■■■	■■■■■	■■■■■	■■■■■
K-Guard	■■■■■	■■■■■	■■■■■	■■■■■	■■■■■
Big Apple Plus	■■■■■	■■■■■	■■■■■	■■■■■	■■■■■

BIG APPLE HS 430, Performance Line, Wired tire

	ETRTO	Size	!	⚡	⚙	●	Skin	Bar	Psi	g	oz	EPI	Load	Art.-No.
16"	50-305	16x2.00	RaceGuard	E-25	Endurance	Black-Reflex	Lite	2.0-5.0	30-70	370	13	67	70 kg	11100683
18"	50-355	18x2.00	RaceGuard	E-25	Endurance	Black-Reflex	Lite	2.0-5.0	30-70	470	17	67	75 kg	11100684
20"	50-406	20x2.00	RaceGuard	E-25	Endurance	Black-Reflex	Lite	2.5-5.0	35-70	495	17	67	85 kg	11100304
	55-406	20x2.15	RaceGuard	E-25	Endurance	Black-Reflex	Lite	2.0-4.0	30-55	530	19	67	95 kg	11100303
24"	50-507	24x2.00	RaceGuard	E-25	Endurance	Black-Reflex	Lite	2.5-5.0	35-70	620	22	67	100 kg	11100302
26"	50-559	26x2.00	RaceGuard	E-25	Endurance	Black-Reflex	Lite	2.5-5.0	35-70	675	24	67	125 kg	11100298
	55-559	26x2.15	RaceGuard	E-25	Endurance	Black-Reflex	Lite	2.0-4.0	30-55	710	25	67	130 kg	11100297
	60-559	26x2.35	RaceGuard	E-25	Endurance	Black-Reflex	Lite	2.0-4.0	30-55	780	28	67	140 kg	11100299
28"	50-622	28x2.00	RaceGuard	E-25	Endurance	Black-Reflex	Lite	2.5-5.0	35-70	740	26	67	135 kg	11100305
	55-622	28x2.15	RaceGuard	E-25	Endurance	Black-Reflex	Lite	2.0-4.0	30-55	810	29	67	140 kg	11100306
	60-622	28x2.35	RaceGuard	E-25	Endurance	Black-Reflex	Lite	2.0-4.0	30-55	890	31	67	145 kg	11100417

Active Line, Wired tire

12"	50-203	12x2.00	K-Guard		SBC	Black-Reflex	Lite	2.0-4.0	30-55	285	10	50	55 kg	11100681
14"	50-254	14x2.00	K-Guard		SBC	Black-Reflex	Lite	2.0-4.0	30-55	340	12	50	60 kg	11100682
26"	55-559	26x2.15	K-Guard		SBC	Black-Reflex	Twin	2.0-4.0	30-55	920	32	50	115 kg	11100426.01
28"	50-622	28x2.00	K-Guard		SBC	Black-Reflex	Twin	2.5-5.0	35-70	930	33	50	115 kg	11100429.01

BIG APPLE PLUS HS 430, Performance Line, Wired tire

20"	55-406	20x2.15	GreenGuard	E-25	Endurance	Black-Reflex	Twin	2.0-4.0	30-55	730	26	67	100 kg	11100666
26"	55-559	26x2.15	GreenGuard	E-25	Endurance	Black-Reflex	Twin	2.0-4.0	30-55	1000	35	67	130 kg	11100667
28"	50-622	28x2.00	GreenGuard	E-25	Endurance	Black-Reflex	Twin	2.5-5.0	35-70	1100	39	67	135 kg	11100668

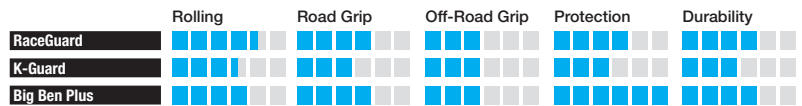
BIG BEN

Big Apple got a brother. The comfort is the same, but the profile and the optics are clearly focused. The design was so good that we have also made it in a "normal" tire size. Because a 40 mm tire width is not so "big", it is called Little Big Ben. Also available in the classic colors of cream, brown and grey.

 With ECE-R75 certification for fast E-bikes.



Big Ben Plus. The robust 3 mm GreenGuard protection and reinforced sidewalls make this tough Balloonbike tire a real slogger. ECE-R75 approved, comfortable and resilient. The perfect choice for cargo bikes and every kind of E-Bike.



BIG BEN HS 439, Performance Line, Wired tire

	ETRTO	Size	!	⚡	⚙	●	Skin	Bar	Psi	g	oz	EPI	Load	Art.-No.
20"	55-406	20x2.15	RaceGuard	E-50	Endurance	Black-Reflex	Lite	2.0-4.0	30-55	575	20	67	95 kg	11100554
24"	55-507	24x2.15	RaceGuard	E-50	Endurance	Black-Reflex	Lite	2.0-4.0	30-55	700	25	67	118 kg	11100555
26"	55-559	26x2.15	RaceGuard	E-50	Endurance	Black-Reflex	Lite	2.0-4.0	30-55	760	27	67	128 kg	11100557
27.5"	50-584	27.5x2.00, 650B	RaceGuard	E-50	Endurance	Black-Reflex	Lite	2.5-5.0	35-70	745	26	67	130 kg	11100952
28"	50-622	28x2.00	RaceGuard	E-50	Endurance	Black-Reflex	Lite	2.5-5.0	35-70	795	28	67	135 kg	11100567

Active Line, Wired tire

26"	55-559	26x2.15	K-Guard		SBC	Brown-Reflex	Twin	2.0-4.0	30-55	910	32	50	115 kg	11100558
			K-Guard		SBC	Creme-Reflex	Twin	2.0-4.0	30-55	910	32	50	115 kg	11100559
27.5"	50-584	27.5x2.00, 650B	K-Guard		SBC	Black	Twin	2.5-5.0	35-70	835	29	50	115 kg	11100965
NEW	28"	50-622	28x2.00	K-Guard	SBC	Black-Reflex	Twin	2.5-5.0	35-70	890	31	50	115 kg	11101224
			K-Guard	SBC	Brown-Reflex	Twin	2.5-5.0	35-70	890	31	50	115 kg	11100568	
NEW			K-Guard	SBC	Coffee-Reflex	Twin	2.5-5.0	35-70	890	31	50	115 kg	11101225	
			K-Guard	SBC	Creme-Reflex	Twin	2.5-5.0	35-70	890	31	50	115 kg	11100569	

BIG BEN PLUS HS 439, Performance Line, Wired tire

20"	55-406	20x2.15	GreenGuard	E-50	Endurance	Black-Reflex	Snake	2.0-4.0	30-55	680	24	67	95 kg	11101122
26"	55-559	26x2.15	GreenGuard	E-50	Endurance	Black-Reflex	Snake	2.0-4.0	30-55	935	33	67	128 kg	11101123
27.5"	50-584	27.5x2.00, 650B	GreenGuard	E-50	Endurance	Black-Reflex	Snake	2.5-5.0	35-70	860	30	67	128 kg	11101124
28"	50-622	28x2.00	GreenGuard	E-50	Endurance	Black-Reflex	Snake	2.5-5.0	35-70	920	32	67	132 kg	11101125

LITTLE BIG BEN HS 439, Performance Line, Wired tire

28"	40-622	28x1.50, 700x38C	RaceGuard	E-25	Endurance	Black-Reflex	Lite	3.5-6.0	50-85	590	21	67	100 kg	11100564
-----	--------	------------------	-----------	------	-----------	--------------	------	---------	-------	-----	----	----	--------	----------

Active Line, Wired tire

28"	40-622	28x1.50, 700x38C	K-Guard		SBC	Brown-Reflex	Twin	3.5-6.0	50-85	695	25	50	100 kg	11100565
			K-Guard		SBC	Creme-Reflex	Twin	3.5-6.0	50-85	695	25	50	100 kg	11100566



Little Big Ben



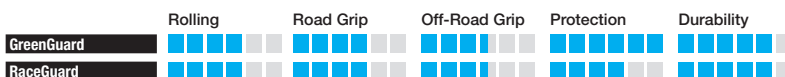
Big Ben in classic colours.



CENTURY

A true classic. For trendy bikes with a vintage look, we have developed a very special tire:

- Both the profile and contour are based on tires from the early 20th century.
- The side label is made using the traditional billboard technique with raised lettering.
- Traditional sidewall colours in cream or dark grey or very special with a tread in British Racing Green.



SUPER MOTO-X

Wide, comfortable, safe! Whether you're travelling on tarmac or trail, the beefy Super Moto-X offers you the best riding characteristics and plenty of comfort.

The 3 mm GreenGuard puncture protection and reinforced sidewalls lets you reach your destination safely, even in the toughest conditions. Exclusively in the new trend size 27.5". Naturally, with the mark for fast e-bikes.

CENTURY HS 458, Active Line, Wired tire

	ETRTO	Size	!	⚡	⚙	⚫	Skin	Bar	Psi	g	oz	EPI	Load	Art.-No.
28"	28-622	28x1.10, 700x28C	K-Guard		SBC	Black	Billboard	4.5-7.0	65-100	610	22	50	75 kg	11100986
	37-622	28x1.40, 700x35C	K-Guard		SBC	Black-Reflex	Billboard	4.0-6.0	55-85	750	26	50	90 kg	11100877
			K-Guard		SBC	Black/Cream-Reflex	Billboard	4.0-6.0	55-85	750	26	50	90 kg	11100888
			K-Guard		SBC	Black/Graphite-Reflex	Billboard	4.0-6.0	55-85	750	26	50	90 kg	11100889
			K-Guard		SBC	Racing Green/White-Reflex	Billboard	4.0-6.0	55-85	750	26	50	90 kg	11100930
	50-622	28x2.00	K-Guard		SBC	Black-Reflex	Billboard	2.5-5.0	35-70	960	34	50	115 kg	11100878
			K-Guard		SBC	Black/Cream-Reflex	Billboard	2.5-5.0	35-70	960	34	50	115 kg	11100890
			K-Guard		SBC	Black/Graphite-Reflex	Billboard	2.5-5.0	35-70	960	34	50	115 kg	11100891
K-Guard				SBC	Racing Green/White-Reflex	Billboard	2.5-5.0	35-70	960	34	50	115 kg	11100931	

SUPER MOTO-X HS 439, Performance Line, Wired tire

27.5"	62-584	27.5x2.40, 650B	GreenGuard	E-50	Dual	Black	Snake	2.0-4.0	30-55	1125	40	67	145 kg	11100726.01
	70-584	27.5x2.80, 650B	RaceGuard	E-50	Dual	Black	Snake	1.5-3.0	20-45	910	32	67	155 kg	11101108

KOJAK HS 385, Performance Line, Folding tire

17"	32-369	17x1 ¼	RaceGuard	SpeedGrip	Black	Lite	5.0-8.0	70-115	195	7	67	70 kg	11600157.01
18"	32-355	18x1.25	RaceGuard	SpeedGrip	Black	Lite	5.0-8.0	70-115	195	7	67	65 kg	11600156.01
20"	35-406	20x1.35	RaceGuard	SpeedGrip	Black	Lite	4.0-6.5	55-95	230	8	67	70 kg	11600046.01
26"	35-559	26x1.35	RaceGuard	SpeedGrip	Black	Lite	4.0-6.5	55-95	295	10	67	90 kg	11600045.01
	50-559	26x2.00	RaceGuard	SpeedGrip	Black	Lite	2.0-5.0	30-70	460	16	67	130 kg	11600083.01
28"	35-622	28x1.35, 700x35C	RaceGuard	SpeedGrip	Black	Lite	4.0-6.5	55-95	330	12	67	100 kg	11600020.01

Performance Line, Wired tire

16"	32-349	16x1 ¼	RaceGuard	SpeedGrip	Black	Lite	5.0-8.0	70-115	230	8	67	65 kg	11100175.01
20"	35-406	20x1.35	RaceGuard	SpeedGrip	Black	Lite	4.0-6.5	55-95	285	10	67	70 kg	11100063.01
26"	35-559	26x1.35	RaceGuard	SpeedGrip	Black	Lite	4.0-6.5	55-95	395	14	67	90 kg	11100062.01
	50-559	26x2.00	RaceGuard	SpeedGrip	Black	Lite	2.0-5.0	30-70	570	20	67	130 kg	11100159.01
27.5"	35-584	27.5x1.35, 650B	RaceGuard	SpeedGrip	Black	Lite	4.0-6.5	55-95	410	14	67	95 kg	11100887.01

1 2 **4** 5 6 7
SCHWALBE PROTECTION



KOJAK

Kojak makes no compromises. Its home is the road. Although the fast, sporty, tread-less slick weighs just 295 g (35-559) it still has a RaceGuard protection belt and reflective labels. Who loves ya baby?

! Certain countries demand that reflective labels cannot replace reflective lines or spoke reflectors.



1 2 **3** 4 5 6 7
SCHWALBE PROTECTION



FAT FRANK

Looks seductively good on any Cruiser. Now as an affordable Active Line version. The new colour variant with brown tread and white sidewall is particularly attractive.



1 2 **3** 4 5 6 7
SCHWALBE PROTECTION



SPICER

Active Line tire with dynamic tread and K-Guard puncture protection. Looks nice on every Fitness and Urban bike.



FAT FRANK HS 375, Active Line, Wired tire

	ETRTO	Size	!	⚡	⚙	●	Skin	Bar	Psi	g	oz	EPI	Load	Art.-No.
26"	60-559	26x2.35	K-Guard	SBC	Black-Reflex	Lite	1.5-4.0	20-55	815	29	50	140 kg	11100181.01	
						Twin	1.5-4.0	20-55	975	34	50	140 kg	11133372.01	
						Twin	1.5-4.0	20-55	975	34	50	140 kg	11100596	
28"	50-622	28x2.00	K-Guard	SBC	Black-Reflex	Lite	2.0-4.5	30-65	765	27	50	135 kg	11100219.01	
						Twin	2.0-4.5	30-65	890	31	50	135 kg	11101226	
						Twin	2.0-4.5	30-65	890	31	50	135 kg	11101227	
						Twin	2.0-4.5	30-65	890	31	50	135 kg	11152385.01	
						Twin	2.0-4.5	30-65	890	31	50	135 kg	11100582	
NEW			K-Guard	SBC	Coffee/Whitewall-Reflex	Twin	2.0-4.5	30-65	890	31	50	135 kg	11101228	

SPICER HS 442, Active Line, Wired tire

	ETRTO	Size	!	⚡	⚙	●	Skin	Bar	Psi	g	oz	EPI	Load	Art.-No.
26"	40-559	26x1.50	K-Guard	SBC	Black-Reflex	Lite	4.0-6.0	55-85	590	21	50	90 kg	11100534	
28"	30-622	28x1.20, 700x30C	K-Guard	SBC	Black-Reflex	Lite	4.5-7.0	65-100	525	19	50	80 kg	11100538	
						Twin	4.5-7.0	65-100	600	21	50	80 kg	11100543	
						Twin	4.5-7.0	65-100	600	21	50	80 kg	11100539	
						Twin	4.5-7.0	65-100	600	21	50	80 kg	11100549	
	35-622	28x1.35, 700x35C	K-Guard	SBC	Black-Reflex	Lite	4.5-6.5	65-95	580	20	50	90 kg	11100549	
	40-622	28x1.50, 700x38C	K-Guard	SBC	Black-Reflex	Lite	4.0-6.0	55-85	650	23	50	100 kg	11100551	

RANGE CRUISER

The Range Cruiser impresses with its powerful all-round tread design. A versatile touring tire which can be used universally. With its central rib it rolls very comfortably and offers good grip on loose surfaces. The K-Guard equips Range Cruiser effectively against punctures.

With this best seller you get a lot of tire for an unbeatable price.

! Of course with dynamo ribbing.



RANGE CRUISER HS 457, Active Line, Wired tire

	ETRTO	Size	!	⚡	⚙️	🌪️	Skin	Bar	Psi	g	oz	EPI	Load	Art.-No.
NEW 24"	47-507	24x1.75	K-Guard		SBC	Black	Twin	3.0-5.0	45-70	690	24	50	95 kg	11101162
26"	47-559	26x1.75	K-Guard		SBC	Black-Reflex	Twin	3.0-5.0	45-70	780	28	50	100 kg	11100876
			K-Guard		SBC	Black	Twin	3.0-5.0	45-70	780	28	50	100 kg	11100947
NEW 26"	50-559	26x2.00	K-Guard		SBC	Black	Twin	2.5-5.0	35-70	870	31	50	110 kg	11101163
28"	37-622	28x1.40, 700x35C	K-Guard		SBC	Black-Reflex	Twin	4.0-6.0	55-85	630	22	50	90 kg	11100873
			K-Guard		SBC	Black	Twin	4.0-6.0	55-85	630	22	50	90 kg	11100948
	40-622	28x1.50, 700x38C	K-Guard		SBC	Black-Reflex	Twin	4.0-6.0	55-85	745	26	50	100 kg	11100874
			K-Guard		SBC	Black	Twin	4.0-6.0	55-85	745	26	50	100 kg	11100949
	47-622	28x1.75	K-Guard		SBC	Black-Reflex	Twin	3.0-5.0	45-70	860	30	50	110 kg	11100875
			K-Guard		SBC	Black	Twin	3.0-5.0	45-70	860	30	50	110 kg	11100950
	40-635	28x1 ½, 700x38B	K-Guard		SBC	Black-Reflex	Twin	4.0-6.0	55-85	760	27	50	105 kg	11100929
			K-Guard		SBC	Black	Twin	4.0-6.0	55-85	760	27	50	105 kg	11100951

LAND CRUISER HS 450, Active Line, Wired tire

24"	47-507	24x1.75	K-Guard		SBC	Black	Twin	3.0-5.0	45-70	680	24	50	85 kg	11101030
	50-507	24x2.00	K-Guard		SBC	Black	Twin	2.5-5.0	35-70	770	27	50	90 kg	11101031
26"	47-559	26x1.75	K-Guard		SBC	Black	Twin	3.0-5.0	45-70	750	26	50	100 kg	11101033
			K-Guard		SBC	Black-Reflex	Twin	3.0-5.0	45-70	750	26	50	100 kg	11101034
	50-559	26x2.00	K-Guard		SBC	Black	Twin	2.5-5.0	35-70	850	30	50	110 kg	11101036
28"			K-Guard		SBC	Black-Reflex	Twin	2.5-5.0	35-70	850	30	50	110 kg	11101037
	37-622	28x1.40, 700x35C	K-Guard		SBC	Black	Twin	4.0-6.0	55-85	710	25	50	90 kg	11101040
			K-Guard		SBC	Black-Reflex	Twin	4.0-6.0	55-85	710	25	50	90 kg	11101041
	42-622	28x1.60, 700x40C	K-Guard		SBC	Black	Twin	3.5-6.0	50-85	750	26	50	100 kg	11101043
			K-Guard		SBC	Black-Reflex	Twin	3.5-6.0	50-85	750	26	50	100 kg	11101044
	47-622	28x1.75	K-Guard		SBC	Black	Twin	3.0-5.0	45-70	820	29	50	110 kg	11101046

LAND CRUISER PLUS HS 450, Active Line, Wired tire


24"	50-507	24x2.00	PunctureGuard	E-25	SBC	Black-Reflex	Twin	2.5-5.0	35-70	850	30	50	90 kg	11101032
26"	47-559	26x1.75	PunctureGuard	E-25	SBC	Black-Reflex	Twin	3.0-5.0	45-70	910	32	50	100 kg	11101035
	50-559	26x2.00	PunctureGuard	E-25	SBC	Black-Reflex	Twin	2.5-5.0	35-70	950	34	50	110 kg	11101038
27.5"	50-584	27.5x2.00, 650B	PunctureGuard	E-25	SBC	Black-Reflex	Twin	2.5-5.0	35-70	980	35	50	115 kg	11101039
28"	37-622	28x1.40, 700x35C	PunctureGuard	E-25	SBC	Black-Reflex	Twin	4.0-6.0	55-85	760	27	50	90 kg	11101042
	42-622	28x1.60, 700x40C	PunctureGuard	E-25	SBC	Black-Reflex	Twin	3.5-6.0	50-85	890	31	50	100 kg	11101045
	47-622	28x1.75	PunctureGuard	E-25	SBC	Black-Reflex	Twin	3.0-5.0	45-70	970	34	50	110 kg	11101047



LAND CRUISER LAND CRUISER PLUS

The new Land Cruiser. As ever it's ready for any terrain. In northern Germany, the Land Cruiser is even considered an MTB tire. Nevertheless, it rolls really easily on the road.

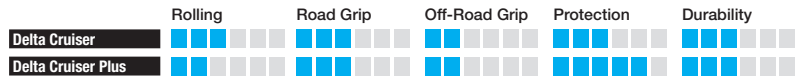
New is the modern tread design and the optional **Land Cruiser Plus** version with 3 mm Puncture Guard. A recommendation for E-Bikes up to 25 Km/h.



DELTA CRUISER DELTA CRUISER PLUS

The new Delta Cruiser. The classic center rib profile is versatile and offers pleasant rolling characteristics. Of course, the Delta Cruiser is equipped with 50 EPI carcass, K-Guard and reflective lines.

We also offer it as the **Delta Cruiser Plus** with 3 mm Puncture Guard. Schwalbe Protection level 5. A recommendation for E-Bikes up to 25 Km/h.



DELTA CRUISER HS 431, Active Line, Wired tire

	ETRTO	Size	!	⚡	⚙	●	Skin	Bar	Psi	g	oz	EPI	Load	Art.-No.
24"	37-540	24x1 3/8*	K-Guard		SBC	Black-Reflex	Twin	2.5-4.5	35-65	510	18	50	75 kg	1128865.01
			K-Guard		SBC	Whitewall	Twin	2.5-4.5	35-65	510	18	50	75 kg	1129062.01
26"	37-590	26x1 3/8, 650x35A	K-Guard		SBC	Black	Twin	4.0-6.0	55-85	670	24	50	90 kg	11101081
			K-Guard		SBC	Black-Reflex	Twin	4.0-6.0	55-85	670	24	50	90 kg	11101082
			K-Guard		SBC	Whitewall	Twin	4.0-6.0	55-85	670	24	50	90 kg	11101083
			K-Guard		SBC	Creme-Reflex	Twin	4.0-6.0	55-85	670	24	50	90 kg	11101084
28"	28-622	28x1.10, 700x28C	K-Guard		SBC	Black-Reflex	Twin	4.0-7.0	55-100	550	19	50	75 kg	11101085
			K-Guard		SBC	Gumwall	Twin	4.0-7.0	55-100	550	19	50	75 kg	11101086
			K-Guard		SBC	Whitewall	Twin	4.0-7.0	55-100	550	19	50	75 kg	11101087
	32-622	28x1.25, 700x32C	K-Guard		SBC	Black-Reflex	Twin	4.5-6.5	65-95	620	22	50	80 kg	11101088
			K-Guard		SBC	Black-Reflex	Twin	4.0-6.0	55-85	695	25	50	90 kg	11101089
	40-635	28x1.40, 700x35C	K-Guard		SBC	Brown-Reflex	Twin	4.0-6.0	55-85	695	25	50	90 kg	11101090
			K-Guard		SBC	Creme	Twin	4.0-6.0	55-85	695	25	50	90 kg	11101091
			K-Guard		SBC	Creme-Reflex	Twin	4.0-6.0	55-85	695	25	50	90 kg	11101092
			K-Guard		SBC	Black-Reflex	Twin	3.5-6.0	50-85	795	28	50	100 kg	11101093
			K-Guard		SBC	Creme	Twin	3.5-6.0	50-85	795	28	50	100 kg	11101094
		28x1 1/2, 700x38B	K-Guard		SBC	Creme-Reflex	Twin	3.5-6.0	50-85	795	28	50	100 kg	11101095

* HS 392

DELTA CRUISER PLUS HS 431, Active Line, Wired tire

	ETRTO	Size	!	⚡	⚙	●	Skin	Bar	Psi	g	oz	EPI	Load	Art.-No.
20"	47-406	20x1.75	PunctureGuard	E-25	SBC	Black-Reflex	Twin	3.0-5.0	45-70	670	24	50	75 kg	11101072
26"	47-559	26x1.75	PunctureGuard	E-25	SBC	Black-Reflex	Twin	3.0-5.0	45-70	895	32	50	100 kg	11101073
			PunctureGuard	E-25	SBC	Black-Reflex	Twin	2.5-5.0	35-70	985	35	50	110 kg	11101074
28"	28-622	28x1.10, 700x28C	PunctureGuard	E-25	SBC	Black-Reflex	Twin	4.0-7.0	55-100	590	21	50	75 kg	11101075
			PunctureGuard	E-25	SBC	Black-Reflex	Twin	4.5-6.5	65-95	670	24	50	80 kg	11101076
			PunctureGuard	E-25	SBC	Black-Reflex	Twin	4.0-6.0	55-85	775	27	50	90 kg	11101077
	40-622	28x1.50, 700x38C	PunctureGuard	E-25	SBC	Black-Reflex	Twin	3.5-6.0	50-85	890	31	50	100 kg	11101078
			PunctureGuard	E-25	SBC	Black-Reflex	Twin	3.0-5.0	45-70	995	35	50	110 kg	11101079
			PunctureGuard	E-25	SBC	Black-Reflex	Twin	3.5-6.0	50-85	910	32	50	100 kg	11101080

ACTIVE LINE

Active Line guarantees brand quality by using high-quality materials.

The basis for all Active Line tires is the high-quality 50 EPI carcass. In addition, K-Guard provides effective puncture protection for Active Line tires. The many modern profiles offer a great range in functionality and aesthetics. The definitive color options offered by the Active Line provide your bicycle with a real identity



K-Guard



50 EPI

CITY JET

Very British. One of the most popular tires on the island.



CITIZEN

Modern design. Reliable brand quality. K-Guard puncture protection fitted as a standard. A great tire for your city bike.



SILENTO

Great rolling properties and good grip. Of course with K-Guard puncture protection.



ROAD CRUISER

The Road Cruiser impresses due to its appealing tread design and plenty of color options for bicycles from 20" up to 28" inch.







TYRAGO

With the strong profile of the Tyrago you are well prepared for every occasion.



CITY JET HS 474, Active Line, Wired tire

	ETRTO	Size	!			Skin	Bar	Psi			EPI	Load	Art.-No.
26"	40-559	26x1.50	K-Guard	SBC	Black	Lite	3.5-5.5	50-80	490	17	50	90 kg	11101102
			K-Guard	SBC	Classic-Skin	Lite	3.5-5.5	50-80	490	17	50	90 kg	11101103
	50-559	26x1.95	K-Guard	SBC	Black	Lite	2.0-4.5	30-65	575	20	50	105 kg	11101104
			K-Guard	SBC	Classic-Skin	Lite	2.0-4.5	30-65	575	20	50	105 kg	11101105

CITIZEN HS 416, Active Line, Wired tire

20"	42-406	20x1.60	K-Guard	SBC	Black-Reflex	Lite	2.5-4.5	35-65	385	14	50	65 kg	1116416.01
26"	47-559	26x1.75	K-Guard	SBC	Black-Reflex	Lite	2.0-4.5	30-65	660	23	50	100 kg	11131416.01
28"	37-622	28x1.40, 700x35C	K-Guard	SBC	Black-Reflex	Lite	2.5-4.5	35-65	560	20	50	90 kg	11149416.01
	42-622	28x1.60, 700x40C	K-Guard	SBC	Black-Reflex	Lite	2.5-4.5	35-65	640	23	50	100 kg	11150416.01

SILENTO HS 421, Active Line, Wired tire

26"	47-559	26x1.75	K-Guard	SBC	Black-Reflex	Lite	2.5-4.5	35-65	625	22	50	100 kg	11100183.01
28"	37-622	28x1.40, 700x35C	K-Guard	SBC	Black-Reflex	Lite	3.0-5.0	45-70	560	20	50	90 kg	11100038.01
	42-622	28x1.60, 700x40C	K-Guard	SBC	Black-Reflex	Lite	3.0-5.0	45-70	620	22	50	100 kg	11100026.01
	47-622	28x1.75	K-Guard	SBC	Black-Reflex	Lite	2.5-4.5	35-65	695	25	50	110 kg	11100241.01

ROAD CRUISER HS 377, Active Line, Wired tire

12"	50-203	12x2.00	K-Guard	SBC	Black	Twin	2.0-4.5	30-65	320	11	50	55 kg	11103377.01		
16"	47-305	16x1.75	K-Guard	SBC	Black	Twin	2.0-4.5	30-65	395	14	50	65 kg	11106377.01		
			K-Guard	SBC	Black-Reflex	Twin	2.0-4.5	30-65	395	14	50	65 kg	11106379.01		
20"	47-406	20x1.75	K-Guard	SBC	Black	Twin	2.0-4.5	30-65	545	19	50	75 kg	11116377.01		
			K-Guard	SBC	Black-Reflex	Twin	2.0-4.5	30-65	545	19	50	75 kg	11116378.01		
			K-Guard	SBC	Whitewall	Twin	2.0-4.5	30-65	545	19	50	75 kg	11116382.01		
22"	47-457	22x1.75	K-Guard	SBC	Black-Reflex	Twin	2.0-4.5	30-65	610	22	50	80 kg	11120377.01		
	44-484	22x1 ½	K-Guard	SBC	Black-Reflex	Twin	2.0-4.5	30-65	585	21	50	80 kg	11131603.01		
24"	47-507	24x1.75	K-Guard	SBC	Black	Twin	2.0-4.5	30-65	680	24	50	80 kg	11125377.01		
			K-Guard	SBC	Black-Reflex	Twin	2.0-4.5	30-65	680	24	50	80 kg	11125379.01		
			K-Guard	SBC	Whitewall	Twin	2.0-4.5	30-65	680	24	50	80 kg	11125379.01		
26"	47-559	26x1.75	K-Guard	SBC	Black-Reflex	Twin	2.0-4.5	30-65	720	25	50	100 kg	11131691.01		
			K-Guard	SBC	Gumwall	Twin	2.0-4.5	30-65	720	25	50	100 kg	11131671.01		
			K-Guard	SBC	Whitewall	Twin	2.0-4.5	30-65	720	25	50	100 kg	11131661.01		
			K-Guard	SBC	Brown-Reflex	Twin	2.0-4.5	30-65	720	25	50	100 kg	11100425.01		
			K-Guard	SBC	Creme-Reflex	Twin	2.0-4.5	30-65	720	25	50	100 kg	11100432.01		
28"	32-622	28x1.25, 700x32C	K-Guard	SBC	Black	Twin	3.0-5.5	45-80	550	19	50	75 kg	11148601.01		
			K-Guard	SBC	Gumwall	Twin	3.0-5.5	45-80	550	19	50	75 kg	11148671.01		
			K-Guard	SBC	Whitewall	Twin	3.0-5.5	45-80	550	19	50	75 kg	11148661.01		
	37-622	28x1.40, 700x35C	K-Guard	SBC	Black-Reflex	Twin	2.5-4.5	35-65	625	22	50	90 kg	11149691.01		
			K-Guard	SBC	Gumwall	Twin	2.5-4.5	35-65	625	22	50	90 kg	11149671.01		
			K-Guard	SBC	Whitewall	Twin	2.5-4.5	35-65	625	22	50	90 kg	11149661.01		
			42-622	28x1.60, 700x40C	K-Guard	SBC	Black-Reflex	Twin	2.5-4.5	35-65	705	25	50	100 kg	11150894.01
	NEW			K-Guard	SBC	Brown-Reflex	Twin	2.5-4.5	35-65	705	25	50	100 kg	11100282.01	
				K-Guard	SBC	Coffee-Reflex	Twin	2.5-4.5	35-65	705	25	50	100 kg	11101218	
				K-Guard	SBC	Creme-Reflex	Twin	2.5-4.5	35-65	705	25	50	100 kg	11100031.01	
NEW			K-Guard	SBC	Whitewall-Reflex	Twin	2.5-4.5	35-65	705	25	50	100 kg	11101219		
			K-Guard	SBC	Black/Coffee-Reflex	Twin	2.5-4.5	35-65	705	25	50	100 kg	11101220		
NEW			47-622	28x1.75	K-Guard	SBC	Black-Reflex	Twin	2.0-4.5	30-65	800	28	50	110 kg	11151691.01
			K-Guard	SBC	Coffee-Reflex	Twin	2.0-4.5	30-65	800	28	50	110 kg	11101221		
NEW			K-Guard	SBC	Creme-Reflex	Twin	2.0-4.5	30-65	800	28	50	110 kg	11101222		
			K-Guard	SBC	Gumwall	Twin	2.0-4.5	30-65	800	28	50	110 kg	11151671.01		
			K-Guard	SBC	Whitewall	Twin	2.0-4.5	30-65	800	28	50	110 kg	11151661.01		
NEW			K-Guard	SBC	Black/Coffee-Reflex	Twin	2.0-4.5	30-65	800	28	50	110 kg	11101223		

TYRAGO HS 405, Active Line, Wired tire

28"	37-622	28x1.40, 700x35C	K-Guard	SBC	Black-Reflex	Lite	2.5-4.5	35-65	520	18	50	90 kg	11149406.01
	42-622	28x1.60, 700x40C	K-Guard	SBC	Black-Reflex	Lite	2.5-4.5	35-65	595	21	50	100 kg	11150406.01

CLASSICS

Classics. Tires in traditional sizes and classic tread designs.
Active Line quality. K-Guard puncture protection. Wired tires.



HS 110



HS 116



HS 127



HS 140



HS 158



HS 159



HS 166



HS 180



HS 228

HS 110 Active Line, Wired tire

	ETRTO	Size	!	⚡	⚙️	●	Skin	Bar	Psi	g	oz	EPI	Load	Art.-No.
20"	37-438	20x1 $\frac{3}{8}$	K-Guard		SBC	Black-Reflex	Twin	2.5-4.0	35-55	410	14	50	60 kg	1119007.01
22"	37-489	22x1 $\frac{3}{8}$	K-Guard		SBC	Whitewall	Twin	2.5-4.0	35-55	460	16	50	65 kg	11122060.01

HS 116 Active Line, Wired tire

18"	37-390	18x1 $\frac{3}{8}$, 450x35A	K-Guard		SBC	Gumwall	Twin	2.5-4.0	35-55	370	13	50	55 kg	11110571.01
-----	--------	------------------------------	---------	--	-----	---------	------	---------	-------	-----	----	----	-------	-------------

HS 127 Active Line, Wired tire

24"	37-540	24x1 $\frac{3}{8}$	K-Guard		GRC	Grey	Twin	2.5-4.5	35-65	495	17	50	75 kg	10281620.01
-----	--------	--------------------	---------	--	-----	------	------	---------	-------	-----	----	----	-------	-------------

HS 140 Active Line, Wired tire

12"	47-203	12 $\frac{1}{2}$ x1.75	K-Guard		SBC	White Line	Twin	2.0-3.0	30-45	285	10	50	45 kg	11102050.01
14"	37-288	14x1 $\frac{3}{8}$, 350x35A	K-Guard		SBC	White Line	Twin	2.0-3.0	30-45	365	13	50	40 kg	11104050.01

HS 158 Active Line, Wired tire

12"	62-203	12 $\frac{1}{2}$ x2 $\frac{1}{4}$	K-Guard, Reinforced		GRC	Grey	Twin	1.5-2.5	20-35	650	23	50	70 kg	10213622.01
-----	--------	-----------------------------------	---------------------	--	-----	------	------	---------	-------	-----	----	----	-------	-------------

HS 159 Active Line, Wired tire

18"	47-355	18x1.75	K-Guard		SBC	White Line	Twin	2.5-3.0	35-45	450	16	50	65 kg	11110053.01
20"	54-428	20x2.00	K-Guard		SBC	Black	Twin	2.0-3.0	30-45	610	22	50	85 kg	11119100.01
27"	28/32-630	27x1 $\frac{1}{4}$	K-Guard		SBC	Gumwall	Twin	3.5-6.0	50-85	550	19	50	70 kg	11157073.01
					SBC	Whitewall	Twin	3.5-6.0	50-85	550	19	50	70 kg	11157063.01
27.5"	37-584	26x1 $\frac{3}{8}$, 650STD	K-Guard		SBC	Gumwall	Twin	2.5-4.5	35-65	580	20	50	75 kg	11136073.01
					SBC	Whitewall	Twin	2.5-4.5	35-65	580	20	50	75 kg	11136063.01
	44-584	26x1 $\frac{5}{8}$, 650 1/2B	K-Guard		SBC	Gumwall	Twin	2.5-4.5	35-65	645	23	50	95 kg	11138073.01

HS 166 Active Line, Wired tire

22"	37-490	22x1 $\frac{3}{8}$, 550x35A	K-Guard		SBC	Gumwall	Twin	2.5-4.0	35-55	450	16	50	65 kg	11123070.01
-----	--------	------------------------------	---------	--	-----	---------	------	---------	-------	-----	----	----	-------	-------------

HS 180 Active Line, Wired tire

26"	28/32-590	26x1 $\frac{1}{2}$ x1 $\frac{1}{4}$, 650x28/32A	K-Guard		SBC	Gumwall	Twin	3.5-6.0	50-85	500	18	50	65 kg	11139170.01
-----	-----------	--	---------	--	-----	---------	------	---------	-------	-----	----	----	-------	-------------

HS 228 Active Line, Wired tire

22"	25-489	22x1.00	K-Guard		GRC	Grey	Twin	6.0-7.5	85-110	270	10	50	55 kg	10275671.01
24"	25-540	24x1.00	K-Guard		GRC	Grey	Twin	6.0-10.0	85-145	340	12	50	60 kg	10282675.01



LITTLE JOE

The first real kids tire from Schwalbe. Little Joe is made for your child:

He's cool. The profile works on mountain bikes yet still rolls well on the road. The reflective label is prominent ensuring good visibility.

He's light. As folding tire with LiteSkin sidewall considerable weight is saved on the wheel. Most saving is in the size 37-406.

He's safe. The K-Guard and 50 EPI carcasses provide the necessary puncture protection.



KID PLUS

For buggies. With extra-safe protection (Puncture Guard). The special tread compound Black'n'Roll will not leave unsightly skid marks on floors.



TRACER

Follow my leader. The first special tire for bicycle trailers. Material is used only where it is needed. Thus the Tracer is at the same time lighter, more durable and more comfortable than other tires of the same size. Naturally with 50 EPI carcass, K-Guard and a single-sided reflective line.



TRYKER

The first special tire for tricycle recumbents. Tire construction and profile contours are co-ordinated with the special requirements of a multi-track vehicle in mind. Tricycle recumbents exert completely different loads on tires than do (normal) bicycles. Nevertheless the tires must be light and fast, because drive is still achieved through muscle power and should therefore be as effective as possible. Massive motor vehicle tires are out of the question. The Tryker takes on the challenge of minimal rolling friction and high durability for the recumbent tricyclist. It has ECE-R75 certification for faster E-Bikes

LITTLE JOE HS 371, Active Line, Folding tire

	ETRTO	Size	!	⚡	⚙️	🌟	Skin	Bar	Psi	g	o ₂	EPI	Load	Art.-No.
20"	37-406	20x1.40	K-Guard		Endurance	Black	Lite	3.0-7.0	45-100	290	10	50	70 kg	11600846
	50-406	20x2.00	K-Guard		Endurance	Black	Lite	3.0-5.0	45-70	430	15	50	75 kg	11600847

KID PLUS HS 413, Active Line, Wired tire

12"	47-203	12x1.75	PunctureGuard		Black'n Roll	Black	Twin	2.0-4.5	30-65	350	12	50	55 kg	11102413.01
14"	47-288	14x1.75	PunctureGuard		Black'n Roll	Black	Twin	2.0-4.5	30-65	450	16	50	60 kg	11100795

TRACER HS 418, Active Line, Wired tire

20"	47-406	20x1.75	K-Guard		SBC	Grey Stripes-Reflex	Lite	1.5-3.5	20-50	470	17	50	60 kg	11100448.01
-----	--------	---------	---------	--	-----	---------------------	------	---------	-------	-----	----	----	-------	-------------

TRYKER HS 433, Performance Line, Folding tire

20"	40-406	20x1.50	RaceGuard		E-50 Endurance	Black-Reflex	Lite	4.0-6.0	55-85	320	11	67	73 kg	11600303
-----	--------	---------	-----------	--	----------------	--------------	------	---------	-------	-----	----	----	-------	----------

WHEELCHAIR





AIRBORNE

The lightweight for the wheelchair. It is exactly these tires used by Aaron Fotheringham at his spectacular stunt shows where he performs backflips off jumps in his wheelchair. With 30 mm the Airborne is wider and more comfortable than regular wheelchair tires. The additional comfort is not only for the backflip landing. Low weight and low rolling resistance give momentum for rolling in general. In addition, the HD-Speed Guard provides excellent puncture protection.

AIRBORNE HS 408, Evolution Line, Folding tire

	ETRTO	Size	!	⊗	●	Skin	Bar	Psi	g	oz	EPI	Load	Art.-No.
24"	30-540	24x1.20	HD Speed-Guard	Black'n Roll	Black	Lite	4.0-6.5	55-95	400	14	67	70 kg	11640408.03
26"	30-559	26x1.20	HD Speed-Guard	Black'n Roll	Black	Lite	4.0-6.5	55-95	420	15	67	70 kg	11641408.03

aaron fotheringham



David Lebusser



Know Aaron Fotheringham? The 24 year old from Las Vegas made the first ever Back-flip – in a wheelchair. We so admired his achievement that we developed this special tire for him.

"Airborne gives me the grip I need at the skate park. Especially when I'm doing twists on one wheel, or also on the ramp these tires are unbeatable."

WHEELCHAIR

MARATHON PLUS

The Flat-less tire for wheelchairs. The Marathon has become the absolute benchmark for puncture-resistant pneumatic tires on wheelchairs. The Smart Guard protection belt is made from a proportion of recycled natural rubber. The "anti-aging" sidewall construction can withstand typical overloading caused by low inflation pressure for much longer.



MARATHON PLUS HS 440, Evolution Line, Wired tire

	ETRTO	Size	!	☉	●	Skin	Bar	Psi	g	oz	EPI	Load	Art.-No.
22"	25-489	22x1.00	SmartGuard	Black'n Roll	Black-Reflex	Twin	6.0-10.0	85-145	470	17	67	55 kg	10275440
24"	25-540	24x1.00	SmartGuard	Black'n Roll	Black	Twin	6.0-10.0	85-145	500	18	67	60 kg	10283440
			SmartGuard	Black'n Roll	Black-Reflex	Twin	6.0-10.0	85-145	500	18	67	60 kg	10282440
	37-540	24x1 ³ / ₈	SmartGuard	Black'n Roll	Black	Twin	3.5-6.0	50-85	780	28	67	75 kg	10281440
26"	25-559	26x1.00	SmartGuard	Black'n Roll	Black	Twin	6.0-10.0	85-145	520	18	67	60 kg	10231440
	25-590	26x1.00	SmartGuard	Black'n Roll	Black	Twin	6.0-10.0	85-145	570	20	67	65 kg	10284440

Performance Line, Wired tire

24"	25-540	24x1.00	SmartGuard	GRC	Grey/Black	Twin	6.0-10.0	85-145	500	18	67	60 kg	10282540
	37-540	24x1 ³ / ₈	SmartGuard	GRC	Grey/Black	Twin	3.5-6.0	50-85	780	28	67	75 kg	10281540

SCHWALBE IS THE ONLY MAKER TO DESIGN PNEUMATIC TIRES SPECIFICALLY FOR WHEELCHAIR USERS. OUR SOLUTIONS:

Black'n Roll.

Wheelchairs with black tires? Schwalbe has made it possible. We developed a special Black'n Roll compound that does not leave unsightly marks on indoor floors. Additionally it is far more robust and much longer lasting.

2Grip.

Hand-friendly tires. The side walls are completely smooth, so the tires glide silkily past the hands. Patent protected and standard on all Schwalbe wheelchair tires.

Flat-less.

SmartGuard puncture protected wheelchair tires combine the comfort and light running of pneumatic tires with the puncture protection of PU tires.

PRESSURIZE

Note: Use a pressure gauge to adjust tire pressures as the common 'thumb check' is insufficient due to the special construction of the Marathon Plus.



RIGHTRUN PLUS

The latest addition to the 'Flat-less' family.

The RightRun Plus offers slick tire performance with SmartGuard, 'flat-less', puncture protection.



RIGHTRUN

Our entry level tire, but packed with features: Effective puncture protection layer, hand-friendly 2Grip side walls, and attractive two color compound. Robust Black'n Roll tread center compound that is non-marking neatly completes the feature list.



DOWNTOWN

An allrounder with grip and comfort. With a puncture protection layer and hand-friendly 2Grip side walls.

RIGHTRUN PLUS HS 387, Performance Line, Wired tire

	ETRTO	Size	!	⊗	●	Skin	Bar	Psi	g	oz	EPI	Load	Art.-No.
22"	25-489	22x1.00	SmartGuard	Black'n Roll	Grey Stripes	Twin	6.0-10.0	85-145	470	17	67	55 kg	10275397.02
24"	25-540	24x1.00	SmartGuard	Black'n Roll	Grey Stripes	Twin	6.0-10.0	85-145	500	18	67	60 kg	10282397.02

RIGHTRUN HS 387, Active Line, Wired tire

20"	25-451	20x1.00	K-Guard	Black'n Roll	Grey Stripes	Lite	6.0-10.0	85-145	260	9	50	50 kg	10273328.01
22"	25-489	22x1.00	K-Guard	Black'n Roll	Grey Stripes	Lite	6.0-10.0	85-145	285	10	50	55 kg	10275387.01
	25-501	22x1.00 BS	K-Guard	Black'n Roll	Grey Stripes	Lite	6.0-10.0	85-145	295	10	50	55 kg	10277387.01
24"	25-540	24x1.00	K-Guard	Black'n Roll	Grey Stripes	Lite	6.0-10.0	85-145	315	11	50	60 kg	10282387.01
			K-Guard	Black'n Roll	Blue Stripes	Lite	6.0-10.0	85-145	315	11	50	60 kg	10282388.01
			K-Guard	Black'n Roll	Red Stripes	Lite	6.0-10.0	85-145	315	11	50	60 kg	10282389.01
26"	23-559	26x7/8	K-Guard	Black'n Roll	Grey Stripes	Lite	6.0-10.0	85-145	310	11	50	60 kg	10283387.01
	25-590	26x1.00	K-Guard	Black'n Roll	Grey Stripes	Lite	6.0-10.0	85-145	350	12	50	65 kg	10285387.01

DOWNTOWN HS 342, Active Line, Wired tire

24"	25-540	24x1.00	K-Guard	Black'n Roll	Black	Twin	6.0-10.0	85-145	420	15	50	60 kg	10283342
			K-Guard	GRC	Grey/Black	Twin	6.0-10.0	85-145	420	15	50	60 kg	10282645.01
	37-540	24x1 3/8	K-Guard	GRC	Grey/Black	Twin	3.5-5.0	50-70	520	18	50	75 kg	10281643

NEW



SCHWALBE ONE

Schwalbe One. The name alone indicates how significant this tire is for Schwalbe. With a new tread design, improved Compound and quality workmanship, the Schwalbe One sets a new benchmark in terms of quality and Performance. Originally developed for competitions, we have made this outstanding tire wheelchair accessible by using our WheelStar compounds. Schwalbe One is fast and reliable at the same time. The great puncture protection comes from the V-Guard, made from a special fabric, which is very light and extremely cut resistant. Available in many different colors.



SPEEDAIR

The Indoor sports specialist. Exceptionally nimble and easy running. The center tread is asymmetrically designed to match the wheel camber angle of indoor wheelchairs

NEW SCHWALBE ONE HS 462A, Evolution Line, Folding tire, WheelStar

	ETRTO	Size	!	⊗	●	Skin	Bar	Psi	g	oz	EPI	Load	Art.-No.
24"	25-540	24x1.00	V-Guard	WheelStar	Black	Lite	6.0-9.0	85-130	205	7	127	70 kg	11600870
26"	25-559	26x1.00	V-Guard	WheelStar	Black	Lite	6.0-9.0	85-130	215	8	127	70 kg	11600871

Evolution Line, Folding tire, OneStar

20"	28-406	20x1.10	V-Guard	OneStar	Black	Lite	6.0-8.0	85-115	170	6	127	70 kg	11600868
	25-451	20x1.00	V-Guard	OneStar	Black	Lite	6.0-10.0	85-145	175	6	127	70 kg	11600872
26"	23-571	650x23C	V-Guard	OneStar	Black	Lite	6.0-10.0	85-145	190	7	127	70 kg	11600945
28"	23-622	700x23C	V-Guard	OneStar	Black	Lite	6.0-10.0	85-145	205	7	127	70 kg	11600862
	25-622	700x25C	V-Guard	OneStar	Black	Lite	6.0-9.0	85-130	225	8	127	70 kg	11600863
			V-Guard	OneStar	Blue Stripes	Lite	6.0-9.0	85-130	225	8	127	70 kg	11600866
			V-Guard	OneStar	Red Stripes	Lite	6.0-9.0	85-130	225	8	127	70 kg	11600865
			V-Guard	OneStar	White Stripes	Lite	6.0-9.0	85-130	225	8	127	70 kg	11600867
	28-622	700x28C	V-Guard	OneStar	Black	Lite	6.0-8.0	85-115	245	9	127	70 kg	11600864

SPEEDAIR HS 343, Performance Line, Wired tire

24"	20-540	24x3/4	Performance	Silica	White	Lite	6.0-10.0	85-145	220	8	67	55 kg	10281353.02
26"	20-559	26x3/4	Performance	Silica	White	Lite	6.0-10.0	85-145	230	8	67	55 kg	10231353.02
	20-590	26x3/4	Performance	Silica	White	Lite	6.0-10.0	85-145	245	9	67	60 kg	10285353.02
28"	23-622	700x23C	Performance	Silica	White	Lite	6.0-10.0	85-145	305	11	67	70 kg	10290353.02



DURANO

Mile eater. The popular Durano has outstanding qualities: Extremely high mileage. Dual Compound for best grip - even training on wet winter roads. Proven RaceGuard protection belt.



LAND CRUISER

The off road wheelchair tire. Land Cruiser is suitable for occasional off road use. Note: The inside diameter of this 24" tire is 507mm. So it is not compatible with the usual 24" wheelchair rim size of 540mm. Ensure that both the rim and tire sizes are compatible i.e. 507mm.



HS 158

HS 127

HS 228

CLASSICS

Classics. Tires in traditional sizes and classic tread designs. Active Line quality. K-Guard puncture protection. Wired tires.

DURANO *HS 464, Performance Line, Folding tire*

	ETRTO	Size	!	⊗	●	Skin	Bar	Psi	g	oz	EPI	Load	Art.-No.
20"	28-406	20x1.10	RaceGuard	Dual	Black	Lite	6.0-8.0	85-115	190	7	67	70 kg	11600683
26"	28-559	26x1.10	RaceGuard	Dual	Black	Lite	6.0-8.0	85-115	260	9	67	70 kg	11600686
28"	23-622	700x23C	RaceGuard	Dual	Black	Lite	6.0-10.0	85-145	225	8	67	70 kg	11600645

LAND CRUISER *HS 450, Active Line, Wired tire*

24"	47-507	24x1.75	K-Guard	SBC	Black	Twin	3.0-5.0	45-70	680	24	50	85 kg	11101030
	50-507	24x2.00	K-Guard	SBC	Black	Twin	2.5-5.0	35-70	770	27	50	90 kg	11101031

HS 127 *Active Line, Wired tire*

24"	37-540	24x1 3/8	K-Guard	GRC	Grey	Twin	2.5-4.5	35-65	495	17	50	75 kg	10281620.01
-----	--------	----------	---------	-----	------	------	---------	-------	-----	----	----	-------	-------------

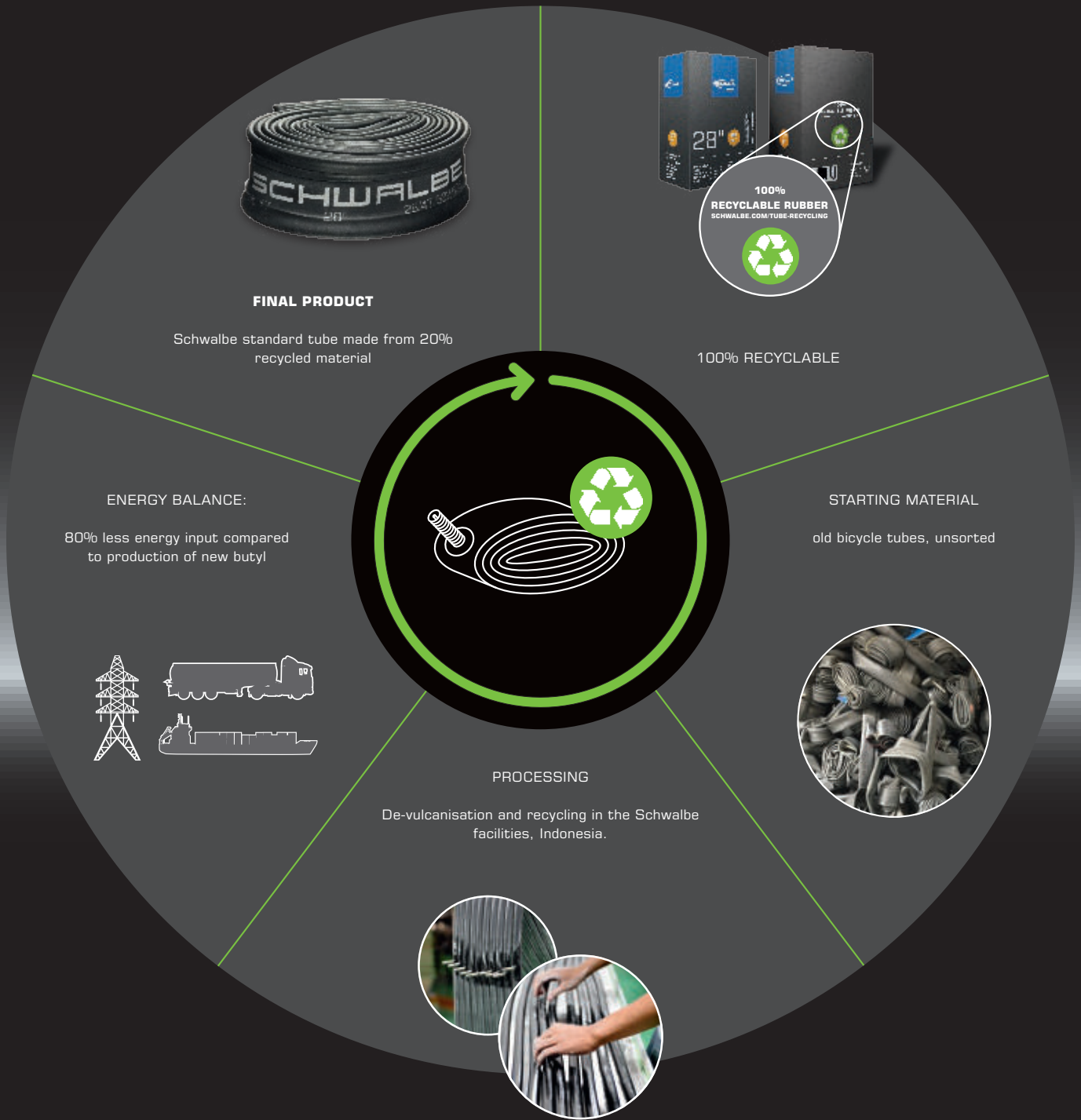
HS 158 *Active Line, Wired tire*

12"	62-203	12 1/2 x 2 1/4	K-Guard, Reinforced	GRC	Grey	Twin	1.5-2.5	20-35	650	23	50	70 kg	10213622.01
-----	--------	----------------	---------------------	-----	------	------	---------	-------	-----	----	----	-------	-------------

HS 228 *Active Line, Wired tire*

22"	25-489	22x1.00	K-Guard	GRC	Grey	Twin	6.0-7.5	85-110	270	10	50	55 kg	10275671.01
24"	25-540	24x1.00	K-Guard	GRC	Grey	Twin	6.0-10.0	85-145	340	12	50	60 kg	10282675.01

TUBE RECYCLING



GREEN
WINNER

AWARD 2015

Every Schwalbe tube is 100% recyclable. Without any loss of quality we can use recycled material in the production of new tubes. We have developed in our own factory a special devulcanization process and for several years, it has proved very successful. Right now every Schwalbe standard tube is made up of 20% recycled old tubes.

Taking into account all transport routes, the energy balance is positive. Just a fifth of the energy is used in comparison with the production of new butyl.

THE SCHWALBE TUBE

THE BEST-SELLING BICYCLE TUBE IN GERMANY.

RELIABLE

Bicycle dealers appreciate its high reliability. Each tube is inflated at the factory for 24 hours and tested for leaks.

RETAINS AIR LONGER

In manufacturing, we ensure a very high butyl content and a very high material purity. So Schwalbe tubes retain air pressure considerably longer than other tubes.



STANDARD

Extremely durable.
Reinforced rubber valve base.

DOWNHILL

When every gram counts.


XXLIGHT

FREERIDE

Large volume.
Low Weight.

EXTRALIGHT

True reliability.
Reduced weight.
Proven for many years.



All ExtraLight tubes now have a subtle, anthracite valve.

TUBES


12"	14"	16"	16/18"	18"	20"	20"	22"	24"	24"
47-203 50-203 54-203 62-203	37-288 47-288 32-298 37-298 40-305	47-305 50-305 54-305 57-305 62-305	37-340 28-349 35-349 37-349 28-355 35-355	40-355 47-355 32-369 37-390 37-400	23-406** 28-406 32-406 35-406 37-406 40-406	40-406 47-406 50-406 54-406 57-406 60-406 62-406* 54-428	44-484 37-489 28-490 37-490 37-501	47-507 28-540 37-540 28-541 37-541	40-507 47-507 50-507 54-507 57-507 62-507
1	2	3	4	5	6	7	8	9	10
80g	85g	115g	85g	95g	95g	145g	120g	130g	165g
10405310	10407310	10409310	10410310	10412310	10413310	10415310	10417310	10419310	10421310
10405320	10407311	10409311	10410311	10412311	10413313	10415611	10417311	10419311	10421611
10405311	10407313	10409313	10410313	10412313		10415312	10417313	10419313	10421312
10405313						10415313			10421313
					6A EXTRALIGHT	7C EXTRALIGHT			
					65g	95g			
					10414393	10415710			
						10415713			

SPECIAL TUBES

Wheelchair	Wheelchair	Downhill	26+ Freeride	Fatbike	XX-Light	29+ Freeride	27.5+ Freeride	14"	18"
24"	24"	26"	26"	26"	26"	29"	27.5"		
20-540 25-540 28-540 25-541 28-541	20-540 25-540 28-540 25-541 28-541	54-559 57-559 60-559 62-559 65-559 70-559 75-559	54-559 57-559 60-559 62-559 65-559 70-559 75-559	90-559 100-559 110-559 120-559	40-559 47-559 50-559 54-559	54-622 57-622 60-622 62-622 65-622 70-622 75-622	54-584 57-584 60-584 62-584 65-584 70-584 75-584	47-254 50-254 54-254 57-254 60-254	47-355 50-355 54-355 57-355 60-355
9A	9B EXTRALIGHT	13D	13F	13J	14A	19F	21F	2A	5A
95g	65g	290g	185g	390g	95g	215g	200g	80g	95g
10419240	10519290	10425740	10425790	10400193.01	10424740	10400323	10400030	10407510	10412513
10419213	10519293		10425793		10424743		10400073		

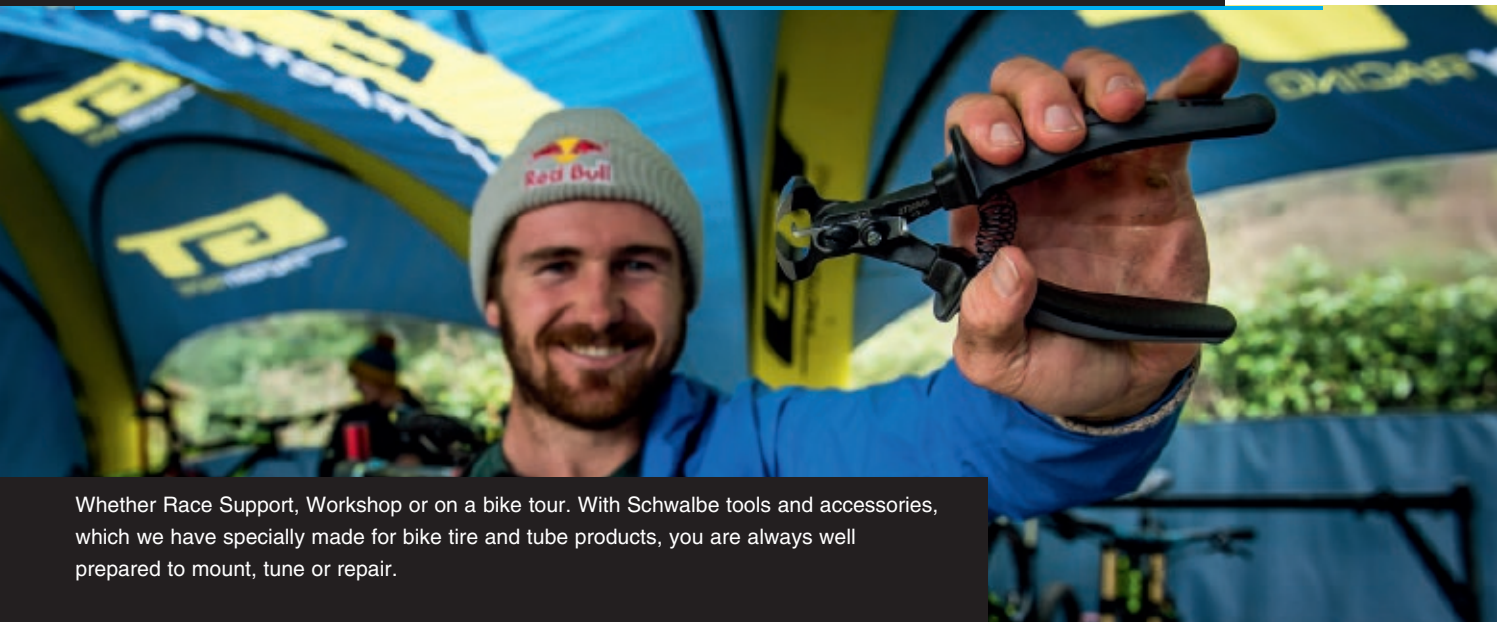
SPECIAL SIZES

26"	26"	26"	28"	28"	28"	29/28/27.5"	27.5"
20-559 25-559 20-571 23-571	47-559 47-571 35-584 47-584 32-590 37-590 44-590 32-597	40-559 47-559 50-559 54-559 57-559 60-559 62-559*	18-622 20-622 22-622 23-622 25-622 28-622* 22-630 25-630	28-622 30-622 32-622 28-630 32-630	40-609* 28-622 30-622 32-622 37-622 40-622 42-622 47-622* 32-630* 40-635*	50-584 60-584 62-584 40-622 47-622 50-622 57-622 62-622 40-635	40-584 47-584 50-584 54-584 57-584 60-584 62-584
11 EXTRALIGHT	12	13	15	16	17	19	21
60g	140g	190g	105g	135g	150g	220g	205g
AV 11	AV 12	AV 13	AV 15	DV 16	AV 17	AV 19	AV 21
10422310	10423340	10425340 10925440(WP)	10427340	10431311	10429340 10929440(WP)	10430340 10930340(WP)	10400050
SV 11	DV 12	DV 13	DV 15	SV 16	DV 17	DV 19	SV 21
10422313	10423611 10923311(WP)	10425311 10925311(WP)	10427611 10927611(WP)	10431343	10429311 10929311(WP)	10430311 10930311(WP)	10400153
SV 11 60 mm	RV 12	RV 13	SV 15	SV 16 60 mm	RV 17	SV 19	
10422363	10423342	10425342	10427343 10927443(WP)	10431363	10429342	10430343 10930343(WP)	
	SV 12	SV 13	SV 15 50 mm		SV 17		
	10423343	10425343 10925443(WP)	10400083		10429343 10929443(WP)		
		SV 13 60 mm	SV 15 60 mm		SV 17 50 mm		
		10425363	10427363 10927063(WP)		10400093		
					SV 17 60 mm		
					10429363		
		14 EXTRALIGHT	20 EXTRALIGHT		18 EXTRALIGHT	19A EXTRALIGHT	21A EXTRALIGHT
		130g	65g		105g	140g	135g
		AV 14	SV 20		SV 18	SV 19A	SV 21A
		10424340	10426343		10428343	10430943	10400163
		SV 14	SV 20 50 mm				
		10424343	10400103				
		SV 14 60 mm	SV 20 60 mm				
		10424363	10426363				
			SV 20 80 mm				
			10426383				



* not Extralight, ** only Extralight, WP = Workshop packing (50 tubes rolled in a carton)

Wheelchair		Downhill				Downhill				Wheelchair
20"	20"	20"	22"	22"	24"	24"	26"	26"	26"	
37-438 28-440 37-440 28-451 37-451	23-451 25-451	54-406 57-406 60-406 62-406 65-406 70-406 75-406	25-489 28-489 25-501 28-501	40-457 47-457 50-457 54-457	18-520 20-520 22-520 23-520 25-520 28-520	54-507 57-507 60-507 62-507 65-507 70-507 75-507	20-559 25-559 20-571 23-571	25-559 28-559 32-559 35-559 37-559 40-559	25-584 28-584 20-590 25-590	
7A	7B	7D	8A	8B	9C	10D	11A	12A	12B	
105g	85g	200g	80g	140g	90g	260g	95g	120g	90g	
AV 7A	AV 7B	AV 7D	AV 8A	DV 8B	SV 9C	AV 10D	AV 11A	AV 12A	AV 12B	
10416310	10416290	10415740	10417240	10400011	10418343	10420740	10422240	10432340	10423290	
DV 7A	SV 7B						SV 11A	DV 12A	SV 12B	
10416311	10400013						10422213	10432341	10423223	
SV 7A								SV 12A		
10416313								10432343		



Whether Race Support, Workshop or on a bike tour. With Schwalbe tools and accessories, which we have specially made for bike tire and tube products, you are always well prepared to mount, tune or repair.

TREAD CUTTER

The idea for this special tool comes from the Downhill Worldcup and was then jointly developed with tool manufacturer Unior tools. The Tread Cutter is the first set of pliers made specifically to fine-tune MTB tires. With it, you can cut the lugs off with a smooth edge and – thanks to the cutting-height adjustment – to your exact required height. The Tread Cutter is designed for absolute fine tuning of a tire tread with the idea to optimize a tire even better for exceptional situations.

Art.-No. 6025

Details for use, at www.schwalbe.com/treadcutter



TIRE LEVERS

Makes changing tires a snap. The new shape and surface of the tire lever makes the assembly and disassembly of a tire more enjoyable. For both tires and hands too!

The new tire levers are especially helpful in difficult assembly operations. Clip it onto the rim, to fix the already mounted section of the tire, and it won't slide out when the last section is levered onto the rim.

Patent Pending

3 piece set, Art.-No. 1847



AIRMAX PRO

The digital pressure gauge is very precise, measuring pressures up to 11 bar and is suitable for both Auto and Presta valves. It will also function with Schwalbe's 'classic' bicycle valve.

Art.-No. 6010

! Test tire pressures at least once per month with a pressure gauge. Testing by thumb is completely unreliable as with just half of the required pressure the tire will feel hard. Insufficient air pressure is the most common bicycle problem that results in dramatically increased rolling resistance and premature tire wear.



MULTITOOL

Multi tool with valve functions. Why does Schwalbe offer a multi tool? Because we wanted to have a handy tool that integrates the functions for valve inserts (SV and AV) and valve extensions. Especially in times of tubeless, puncture protection liquids and screw on air pumps there is more and more need to take out or tighten a valve insert.

3, 4, 5, 6, 8 mm hex 25 mm Torx, slotted screwdriver, SV valve insert, valve extension SV, AV valve core.

78 g, Art.-No. 6015



EASY-FIT

Special assembly liquid for bicycle tires. A practical sponge applicator allows the liquid to be applied to the tire bead very simply - without smudging fingers. When inflating, the tire bead slides easily into the correct position on the rim. The liquid evaporates completely after about 10 minutes!

Sponge applicator, 50 ml, Art.-No. 3700

Refill, 1000 ml, Art.-No. 3701



TUBULAR GLUE

Fix the tire securely to the rim with tubular cement. The 90 g tube is sufficient for two new wheels. For Aluminium and Carbon rims.

90 g Tubular Glue, Art.-No. 3713

180 g Glue can, Art.-No. 3708



GLUELESS PATCHES

With the new self-adhesive patches from Schwalbe you can repair a flat tube fast and without any difficulty. Just roughen the area around the hole with sandpaper before you stick the patch to the tube and in the blink of an eye you are able to ride on.

6 Patches, Art.-No. 3900



SADDLE BAG

Complete with tube and two tire levers.

! Now also for MTB and Touring bikes

26" (Tube No. 13), Art.-No. 1653A

28" (Tube No. 17), Art.-No. 1653B

27.5/29" (Tube No. 19), Art.-No. 1653C



Roadbike, Art.-No. 1613A

TUBELESS ACCESSORIES

The tubeless rim tape and valve allows conventional wheels to be sealed and prepared for tubeless use.

! **Only use wheels that have been specifically approved by the manufacturer for Tubeless conversion.** Especially with the high-pressure demands on race bikes this is very important. Only the wheel maker's approval ensures that the rim is up to the particular stresses in operation and the tubeless tire will be secure. All important information and advice about Tubeless can be found at: www.schwalbe.com/tubeless



TUBELESS RIM TAPE

The **tubeless rim tape** is extremely user friendly and at the same time very high pressure resistant. Even on road bikes a single ply of tape is sufficient.

10 m x 19 mm, Art.-No. 887019

10 m x 21 mm, Art.-No. 887021

10 m x 23 mm, Art.-No. 887023

10 m x 25 mm, Art.-No. 887025

10 m x 27 mm, Art.-No. 887027

10 m x 29 mm, Art.-No. 887029



TUBELESS VALVES

These **Tubeless valves** are made of aluminum and are very light. In black-anodized they look very sleek on each rim. The conical valve base works universally and will fit in most rims.

TL-Valve, 40 mm, 2er Set, Art.-No. 3460

Extension, 30 mm, 2er Set, Art.-No. 3461

Extension, 65 mm, 2er Set, Art.-No. 3462

! If these valves do not work in some rare cases than you best use the valves provided by the wheel manufacturer.



DOC BLUE PROFESSIONAL

Ideally suited for Tubeless conversions. Produced by Stan's NoTubes! It can also be used as a puncture protection preventative for bicycle tubes, tubular tires and standard Tubeless systems.

60 ml bottle, Art.-No. 3710

500 ml bottle, Art.-No. 3711

Dose: 60 ml/tire (Race bike 30 ml). Effective ca. 2-7 Months. Thereafter dries to a rubber film. Can be renewed. Only suitable for tubes with a removable valve core. Not effective on large defects (cuts/bursts).



TUBELESS EASY KIT

All in one package for a tubeless conversion. You can buy all accessories separately or choose this whole set. The new Schwalbe Tubeless Easy Kit offers everything to convert your bike to tubeless. It contains two Tubeless rim tapes, two Tubeless valves, 2 bottles Doc Blue, the mounting fluid Easy Fit as well as a set of tire levers. The kit is available with rim tapes in a width of 21, 23 and 25mm – for every purposes whether MTB or road bike.

Tubeless Easy Kit 21, Art.-No. 16620021

Tubeless Easy Kit 23, Art.-No. 16620023

Tubeless Easy Kit 25, Art.-No. 16620025



HIGH-PRESSURE RIM TAPE

The third important factor - besides tube and tire - for puncture protection. The rim tape effectively protects the tube against mechanical damage, for example from spoke heads and metal burrs around the spoke holes.

	ETRTO	Max bar/psi	Art.-No.
16 "	22-305	7/100	10870060
18 "	18-355	10/145	10870061
20 "	22-406	7/100	10870062
	25-406	7/100	10870063
24 "	20-507	7/100	10870080
	22-507	7/100	10870082
	32-507	7/100	10870084
	16-540	10/145	10870086
26 "	14-559	7/100	10870094
	20-559	7/100	10870100
	22-559	7/100	10870102
	25-559	7/100	10870105
	32-559	7/100	10870106
	16-571	10/145	10870090

NEW
NEW
NEW
NEW

	ETRTO	Max bar/psi	Art.-No.
	18-559/571	10/145	10870200
27.5 "	20-584	7/100	10870252
	22-584	7/100	10870250
	25-584	7/100	10870255
	34-584	7/100	10870257
	38-584	7/100	10870261
	41-584	7/100	10870258
	45-584	7/100	10870260
28 "	14-622	7/100	10870310
	16-622	10/145	10870300
	18-622	10/145	10870330
	20-622	10/145	10870350.01
	22-622	10/145	10870352.01
	25-622	7/100	10870355

Twin-pack

26 "	14-559	7/100	11874094
	20-559	7/100	11874100
	22-559	7/100	11874102
28 "	14-622	7/100	11874310

28 "	16-622	10/145	11874300
	18-622	10/145	11874330
	20-622	7/100	11874350
	22-622	7/100	11874352



FATBIKE RIM TAPES

Our special Fatbike rim tape is made of polyurethane. Weighing just 40 or 50 g, it weighs only half as much as the conventional PVC rim tapes. The dark silver color is not only high-quality, but also neutral for any Fatbike rim.

	ETRTO	Max bar/psi	Art.-No.
26 "	65-559	2/30	10870120
	75-559	2/30	10870121



HIGH-PRESSURE-CLOTH RIM TAPE

Made from high-quality polyester that is light, yet withstands high pressures. The special adhesive prevents slipping under high loads and temperatures. Each roll has a pre-punched valve hole and is 2 m long, which is enough for all rim sizes. Packed 2 pieces per box.

SIZE	Max bar/psi	Art.-No.
25 m x 15 mm	10/145	880018
25 m x 18 mm	10/145	880017
2 m x 15 mm	10/145	880016
2 m x 18 mm	10/145	880015



25 m workshop roll.

Pair-set. With valve hole.

CLOTH RIM TAPE - 50-M-ROLE

This economical polyester tape is still available on a 50 m roll.

SIZE	Max bar/psi	Art.-No.
19 mm	10/145	880001
15 mm	10/145	880002



! Note for all tapes: For racing rims (13C, 14C) use only widths 18 or 19mm!

MAGNETIC DUSTCAP

This dustcap is really special. It is equipped with a powerful neodymium magnet and would love to take on the task of a spoke magnet for your bike computer. So your bike can again look a little bit smarter.

SV, Art.-No. 6674



VALVE EXTENSION

For high pressure (Presta) valve with removable valve core. Aluminum.
2 per set. Valve core removal key included.

17 mm, silver, no thread, Art.-No. 3453

30 mm, black, threaded, Art.-No. 3461

65 mm, black, threaded, Art.-No. 3462

! The valve extensions in 30mm and 65mm are tubeless compatible.



Valve	Part	Quantity	Art.-No.
AV	Valve insert	25	3610
	Rim nut	50	3601
	Dust cap	25	6610



Valve insert



Rim nut



Dust cap

DV	Valve insert	25	3361
	Rim nut	50	3601
	Top nut	50	3602
	Dust cap	25	6611



Valve insert



Rim nut



Top nut



Dust cap

SV	Valve insert (Incl. cap and key)	25	3363
	Rim nut	50	3620
	Dust cap	25	6613




Valve insert



Valve key



Rim nut



Dust cap

	Valve adapter from DV/SV to AV	50	3622
	Valve key, for SV and AV valve inserts	1	3450



Valve adapter



Valve key

Quality Lines

EVOLUTION LINE. The very best possible. Highest grade materials. Latest technology.

PERFORMANCE LINE. Excellent quality for intensive use.

ACTIVE LINE. Reliable brand quality

Terminology

Apex: Reinforced sidewall offers more protection for off road tires.

Limited Slip Technology (L.S.T.): The tire bead is specially coated with a rubber mixture that reduces the risk of the tire slipping around the rim

LiteSkin: Skin Tires have light, thin sidewalls. Advantages: Weight saving and reduced rolling resistance

MicroSkin: New, patented design which makes tubeless tires very light and high pressure capable.

Reinforced: Strengthened

SnakeSkin: A light and flexible carcass makes the tire highly resistant to scrubbing.

Supergravity. Special carcass construction is nearly as robust as a Downhill tire but much lighter.

Tubular: The tube is sewn directly into the tire. The tire is then glued onto a special rim

Tubeless: Tubeless tires. A bicycle tube is not required. Tire and rim are designed so they seal directly against one another.

Tubeless Ready: These tires can be converted to tubeless tires using liquid sealant.

Tubeless Easy. The Schwalbe variant of the Tubeless Ready tires. Here, the conversion is particularly simple.

Compounds

Black'n Roll: Special rubber compound for wheelchairs. Leaves no unsightly marks on indoor floors and lasts much longer than a normal grey wheelchair tire compound.

Dual Compound: Two different rubber compounds for optimal performance.

Endurance: The Marathon compound for the highest durability.

Energizer: Extremely grippy compound for E-Bikes.

Four Season: Very versatile rubber compound, specially made for conditions throughout the year.

GRC: Grey compound for wheelchair tires

One Star Triple Compound: Specially developed for the Schwalbe One. A completely new Polymer base makes possible a radical reduction in rolling resistance and cut protection.

Roller: Specially designed for turbo trainers.

SBC: SCHWALBE Basic Compound: Versatile quality compound for all applications.















Silica: Special filler in the rubber mixture that positively influences the rolling resistance and wet-grip.

Speedgrip: Sporty rubber compound with extremely low rolling resistance and exceptional grip.

Triple Star Compound: Our best and most sophisticated compound. Triple compound. Perfectly adapted to the specific purpose. MTB (PaceStar, TrailStar, VertStar), Roadrace (OneStar), Tour (RoadStar, TravelStar).

Winter: Special compound for spike tires.

Symbols

	Size indication (European Tire and Rim Technical Organization). The tire sizing 37-622 indicates width (37 mm) and inner diameter (622 mm)
	Other sizes
	Version
	E-Bike Ready. Recommended tires to use on E-bikes. For standard slow Pedelecs (E-25) or for fast E-bikes (E-50) with ECE-R-75 mark.
	Compound
	Colourway
	Skin describes the sidewall <ul style="list-style-type: none"> • Lite. Light and thin. Consists only of the rubberized casing. • Micro. Special cross fabric. Applied to the inner surface of a tire. Very light, cut resistant and air tight. • Twin. An additional rubber coating on the side protects against cuts and allows for uniform colouring. • Snake. Very light and effective protection using SnakeSkin fabric. • Billboard. Special production method results in a robust, double-ply Rubberlayer and the prominent raised lettering.
	Min./Max. Pressure in bar
	Min./Max. Pressure in psi
	Approx. weight (Weights given are within +/- 8%)
	1 oz = 28,35 g
	Carcass density. Ends per Inch. The denser the carcass, the higher the quality of the tire. A "T" in front of the number points out a tubular carcass. This carcass is not strictly comparable. Material and manufacturing differ significantly.
	Special code, which indicates the maximum load as well as the maximum speed of a tire. The load is indicated as number (e.g. 28 = 100 Kg). The speed is indicated as letter (e.g. B = 50 Km/h).
	Maximum Load (per tire at max. pressure)

Colorway

Color	Tread	Sidewall
<i>Beige-Skin</i>	Black	Beige
<i>Black-Reflex</i>	Black	Black with reflex line
<i>Creme</i>	Cream	Cream
<i>Gumwall</i>	Black	Gum
<i>White line</i>	Black	Black with white line
<i>Whitewall</i>	Black	White

All photos, images, graphics and text in this catalogue are protected by copyright. In order to secure rights for use, our agreement in writing should be sought.

Errors and omissions excepted. Technical details subject to change.

7



Most effective protection belt for bicycle tires. 5mm flexible, special India rubber. Partly made from recycled rubber.

SmartGuard®: The safest puncture belt for bicycle tires. Unbeatable for more than 15 years. It has proved itself in practice more than any other tire. Only tires with SmartGuard are real flat-less tires. Available exclusively from Schwalbe.

SmartGuard® | Flat-less

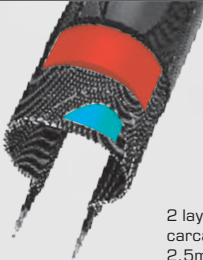
6



Tubeless Easy

Tubeless technology. High density fabric combined with latex sealant liquid

6



DualGuard **NEW**

2 layers of nylon carcass
2,5mm flexible, special India rubber

6



Double Defense®

Combined puncture protection. Under the tread and on the sidewalls.

Tubeless Easy: Schwalbe tubeless technology – special monofilament fabric (SnakeSkin or MicroSkin) avoid air loss and guarantee highest puncture protection in combination with sealant liquid. **DualGuard:** The new puncture protection technology from Schwalbe combines two protection layer principles (special India rubber + nylon fabric) under the tread **Double Defense®:** The combined protection is available in three executions. In the Race-version a tire is protected by all around SnakeSkin and RaceGuard (under the tread). Touring tires are protected by SnakeSkin on the sidewalls and high density V-Guard is beneath the tread. "Plus"-tires combine a layer of GreenGuard under the tread and SnakeSkin on the sidewalls.

5



V-Guard

Extremely lightweight and cut resistant high-tech fabric.

5



GreenGuard®

3mm flexible, special India rubber. Partly from recycling.

5



PunctureGuard

3mm rubber layer.

V-Guard: this high-tech fabric ensures a high level of puncture protection for Race- and Tour- tires. **GreenGuard®:** The flexible rubber on a 67 EPI carcass is used for the classic Marathon, the Energizer-models and several other high-quality touring tires. **PunctureGuard:** This also 3mm strong rubber layer offers excellent puncture protection in the entry level.

4



RaceGuard®

2 layers of crosswise Nylon fabric, 67 EPI carcass

3



K-Guard

Layer from natural rubber, reinforced with Kevlar® fibres.

2



LiteSkin & Performance

RaceGuard®: Double layer of Nylon fabric under the tread. Excellent puncture protection for a tire that should be fast and lightweight. **K-Guard:** protection layer reinforced with Kevlar® fibres. The protection standard for every tire from the Active Line. **LiteSkin & Performance Line:** Tires, made from high-quality carcass fabric without a separate protection belt.

Minimum standard for all Schwalbe-tires: 50 EPI carcass.



SCHWALBE HEADQUARTERS

RALF BOHLE GMBH
51580 REICHSHOF
GERMANY
T +49-2265-1090
WWW.SCHWALBE.COM

SCHWALBE NEDERLAND B.V.

2132 PX HOOFDDORP
T +31-23-5555265
WWW.SCHWALBE.NL

SCHWALBE NORTH AMERICA

FERNDALE, WA
T +1-888-700-5860
WWW.SCHWALBETIRES.COM

SCHWALBE TYRES UK LTD.

SHROPSHIRE TF1 7ET
T +44-1952-602680
WWW.SCHWALBE.CO.UK

SCHWALBE FRANCE SARL

38510 MORESTEL
T +33-4-74805842
WWW.SCHWALBE.FR

SCHWALBE ITALIA S.R.L.

20864 AGRATE BRIANZA (MB)
T +39-039-6058078
WWW.SCHWALBE.IT



FOLLOW US ON:

FACEBOOK.COM/SCHWALBETIRES
INSTAGRAM.COM/SCHWALBETIRES